

# CAUGHT IN THE QUICKSAND OF REASONING, FAR FROM AGI SUMMIT: Evaluating LLMs’ Mathematical and Coding Competency through Ontology-guided Interventions

Pengfei Hong<sup>1</sup>, Navonil Majumdar<sup>1</sup>, Deepanway Ghosal<sup>1</sup>  
Somak Aditya<sup>2</sup>, Rada Mihalcea<sup>3</sup>, Soujanya Poria<sup>1</sup>

<sup>1</sup> Singapore University of Technology and Design, <sup>2</sup> IIT Kharagpur

<sup>3</sup> University of Michigan

## Abstract

Recent advancements in Large Language Models (LLMs) have showcased striking results on existing logical reasoning benchmarks, with some models even surpassing human performance. However, the true depth of their competencies and robustness in reasoning tasks remains an open question. To this end, in this paper, we focus on two popular reasoning tasks: arithmetic reasoning and code generation. Particularly, we introduce: (i) a general ontology of perturbations for maths and coding questions, (ii) a semi-automatic method to apply these perturbations, and (iii) two datasets, MORE and CORE, respectively, of perturbed maths and coding problems to probe the limits of LLM capabilities in numeric reasoning and coding tasks. Through comprehensive evaluations of both closed-source and open-source LLMs, we show a significant performance drop across all the models against the perturbed questions, suggesting that the current LLMs lack robust problem solving skills and structured reasoning abilities in many areas, as defined by our ontology. We open source the datasets and source codes at: [https://github.com/declare-lab/llm\\_robustness](https://github.com/declare-lab/llm_robustness).

## 1 Introduction

Logical reasoning in a structured and well-defined domain, such as mathematics and programming, becomes increasingly harder with the increasing presence of interspersed and diverse situations, events, and contexts formulated through natural language queries. Current state-of-the-art Large Language Models (LLM) have shown impressive performance on mathematical problems (Cobbe et al., 2021a) and reasonable performance on coding problems (Chen et al., 2021) expressed in natural language. However, these evaluations barely test the depth of LLMs’ expertise, and thus we do not currently have clear insights into the LLM capabilities in these domains. For example, in mathemat-

ics, GPT-4’s performance monotonically decreases from GSM-8k (Cobbe et al., 2021a) (92%; 5-shot CoT) on grade school mathematical problems demanding rigorous arithmetic and logical reasoning to solve; to MMLU-Math (87.5%) (Hendrycks et al., 2020) on a collection of mathematical problems, ranging in difficulty from elementary to advanced levels; and to MATH (50.36%) (Hendrycks et al., 2021) on challenging competition mathematics problems. Similar variance in LLM performance can also be observed for coding challenges (Chen et al., 2021). Such shallow evaluations are unfit for an objective measure of the finer LLM capabilities as (i) many LLMs like GPT-4 (OpenAI, 2023) are exposed to publicly available math and coding datasets during pre-training; and ii) many datasets focus on advanced branches of mathematics and problems without bolstering the fundamentals. Hence, before testing the LLMs’ breadth of capabilities by delving into higher mathematics and evaluating competitive coding questions, we instead focus on depth through two fundamental questions:

1. How robust is the capability of LLMs in terms of reasoning and understanding of the problem-solving process?
2. Under which conditions or across which dimensions do LLMs show limitations in reasoning and understanding?

In this work, our goal is to provide an evaluation mechanism that provides clear insights into the robustness of the reasoning abilities of LLMs in the context of maths and coding. Following previous work towards probing language models (Wu et al., 2023; Ribeiro et al., 2020), we evaluate the robustness of LLMs’ understanding of interesting linguistic and logical structures and make inferences based on them.

Specifically, we design an adaptive dynamic eval-

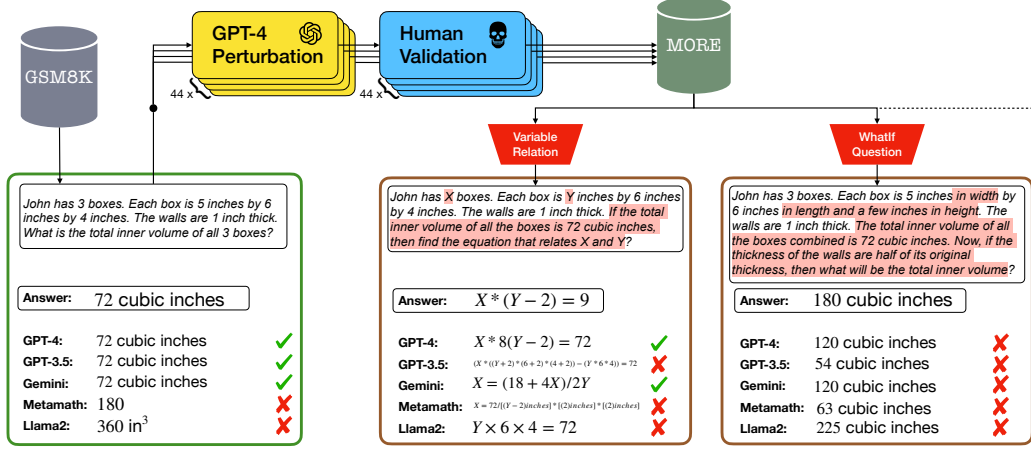


Figure 1: A semi-automated pipeline of creating MORE, from five simple questions from GSM8k. An analogous pipeline is used to create the perturbations of the coding questions from HumanEval, named CORE.

uation benchmark through novel ontology-guided perturbations on existing problems. We introduce a novel ontology of perturbation operations that lists various changes across a diverse set of factors, which we apply to previously introduced arithmetic and coding problems. These perturbations allow us to assess whether the model comprehends underlying concepts. For instance, while a model may correctly answer questions in a dataset like GSM8k, it might struggle when presented with a simple perturbation to the question, such as replacing numerical values in maths questions with variables, which challenges the model to establish relationships among the variables, revealing its deeper understanding (or lack thereof). By introducing these ontological perturbations, (1) we gain insights into the models’ reasoning abilities and (2) uncover strategies for future data augmentation that can then be utilized to enhance LLMs through weakly supervised fine-tuning methodologies.

Our ontology consists of 44 types of perturbations, which we apply to sample questions from GSM8K and coding questions from HumanEval, resulting in 216 and 219 perturbed questions respectively. Our evaluation of GPT-4, GPT-3.5, Metamath, Llama-code, Llama2-chat, and Gemini shows that most of these models very quickly degrade under different perturbation types. Our contributions are as follows:

1. We propose a novel, extensive, and extensible ontology of perturbation operations for basic-math- and coding-based reasoning tasks expressed in natural language.
2. We present a semi-automatic method to exercise such perturbations first through GPT-4,

followed by manual filtering. We generate two datasets MORE and CORE—**M**athematics- and **C**ode-**O**riented **R**obustness **E**valuation, respectively—consisting of 216 maths and 219 coding questions.

3. We gain insights into the range of capabilities and limitations on such math and coding tasks for several LLMs.

## 2 The Ontology of Perturbations

### 2.1 The Need for Ontology-based Perturbations

We plan to first identify a set of factors upon which the solution of a structured reasoning problem (expressed in natural language) may depend on (similar to Kaushik et al. (2021)); and perturb a seed question under these set of factors semi-automatically in a model-agnostic way (i.e., not necessarily adversarial to a target model). In the NLI context, Kaushik et al. (2021) utilized human workers to directly perturb a hypothesis, keeping the premise constant; and in a post-hoc way, identifies the categories (or factors) which such revisions pertain to. WizardLM (Xu et al., 2023) discusses a way of perturbation, by identifying a set of factors which is specifically designed to increase the complexity of a seed questions in limited ways. The categories are broad and do not exploit the *logical* nature of the underlying domain (along with the *linguistic* dimensions of the instruction). This is where, we believed, an ontological approach may help, where broader categories can help us generalize, while fine-grained sub-categories exploit the domain-specific characteristics.

Let’s take mathematics for example. The so-

lution to a reasoning problem can depend on the number and complexity of operations, variables, functions, and possible existing theorems (external knowledge). Similarly, code generation problems can depend on the data structures, variables, functions, and libraries it needs access to. On top of this well-defined set of factors existing in structured reasoning problems, the list of factors expands as the problem is expressed in natural language. Entities and relations expressed in the text need to be mapped to variables and constants (in both). Physical actions (giving and taking apples) may need to be mapped to mathematical operations (or code). It is clear that the set of *logical* and *linguistic* factors co-exist in these reasoning problems. Therefore we come up with an extensible ontology, capturing the above nuances. We believe it will capture and categorize the factors where LLMs fail over multiple domains. As others have shown, the same process can be enabled to perform data augmentations.

## 2.2 The Ontology

Extending WizardLM (Xu et al., 2023)-like perturbations, we propose a set of high-level categories that are applicable to a broad class of reasoning tasks, expressed in natural language. We primarily identified the following hierarchy (see Table 1):

**Level I: Aspect.** There are two aspects to these perturbations: (i) *structural perturbation* and (ii) *representational perturbation*. *Structural perturbation* covers all perturbations that probe the underlying reasoning path (or structure) in different ways, by slightly varying the logic behind the question or probing intermediate steps, seeking explanations. *Representational perturbations* involves modification of the encoding of the input while mostly preserving semantics and the original solution.

**Level II: Domain.** The scope of each *aspect* is gradually refined into multiple *domains*. For example, the domain of *logic alteration*, under *structural perturbations*, deals with perturbations that alter the reasoning path in different ways.

**Level III: Dimension.** This is a further refinement that defines the exact target (the WHAT) in the reasoning process (question, reasoning, computation etc.) to which the perturbations are applied.

**Level IV: Category.** This level captures the method (the HOW) through which the higher-level *Dimension* perturbation is achieved. These methods are domain dependent and, thus, their implementations vary from maths to coding problems.

## 3 Curation of MORE and CORE

Our objective is to assess the resilience of LLMs to perturbations of maths and coding questions along various dimensions. Thus, as seed datasets, we use GSM8K (Cobbe et al., 2021b)—a collection of mathematical problems demanding rigorous arithmetic and logical reasoning—and HumanEval (Chen et al., 2021) for coding. Five questions<sup>1</sup> from GSM8K are perturbed using our ontological framework (see Appendix C) to generate MORE. On the other hand, we sampled five coding problems from HumanEval dataset (Chen et al., 2021) that were perturbed using the ontology explained in Appendix C. These perturbations are aimed at modifying the problems in terms of complexity and representation to assess the robustness of the LLMs to these ontological categories of perturbations. Fig. 2 shows examples of three perturbed questions and answers from MORE and CORE. Examples and definitions of all the remaining perturbations are present in Appendix C. We use a three-staged combination of automatic generation from GPT-4 (OpenAI, 2023) with human verification and annotation to create MORE and CORE: (i) perturbed question generation (§3.1), (ii) filtering and validation of generated questions (§3.2), and (iii) annotating final answers (§3.3).

### 3.1 Perturbed Question Generation

In the first stage, our objective is to create perturbed questions from the source GSM8K/HumanEval questions for each perturbation type. We write prompt templates for each perturbation type and fill them with a source question to create the input prompt to GPT-4. Each template captures the essence of the respective perturbation type (Appendix C.2, Appendix C.3, Appendix C.4) to instruct GPT-4 on how to perturb the source question.

For example, the prompt for *Remove Constraint* (G1.) for our running example is as follows:

Instruction: Rewrite the original mathematical context below based on the #Rewrite Requirement#.

Your output should only be #Rewritten Context#.

#Original Context#: John has 3 boxes. Each box is 5 inches by 6 inches by 4 inches. The walls are 1 inch thick.

<sup>1</sup>Maths questions in the GSM8K dataset take between two and eight steps to solve. We randomly chose five questions that take three to seven steps to solve. We cover various topics involving algebraic questions, physical application questions, and decision-based application questions

Aspect (Level I)	Domain (Level II)	Dimension (Level III)	Category (Level IV)	Math	Code
<b>Structural Perturbation</b> Def: Modification on specific aspects of logic or concepts to alter the reasoning process required to reach the answer	<b>Logic Alteration</b> Def: Modifications to the reasoning framework or logic underpinning a problem.	<b>Question Simplification</b> Def: Yields easier question than the original	G1. Remove Constraint G2. Partial Solution G3. Solution Plan G4. Detail Expansion	Remove Constraint Median Inquiry Solution Plan Detail Elaboration	Remove Constraint Helper Function Solution Plan Example Detail
		<b>Reasoning Adjustment</b> Def: Target at logical structure of the original	G5. Add Restriction G6. Subsequent Question G7. Concurrent Question G8. Change Question G9. Info Recombination G10. Domain Knowledge G11. Complex Reality G12. General Solution	Restrict Question Further Question Parallel Question Change Query Info Recombination Theoretical Challenge Value Probability Code Implementation	Restrict Requirement Further Requirement Parallel Requirement Change Docstring Info Recombination Code Import Example Boundary Higher Order
		<b>Computation Adjustment</b> Def: Target at single reasoning step of original	G13. Computation Demand G14. Change Value G15. Change Operation	Value Big Change Subject Change Calculation	Generalize Parameter Parameter Content Variable Type
		<b>Symbolic Manipulation</b> Def: Abstract reasoning under the logical structure of the original	G16. Symbolic Response G17. Value Relationship G18. Variable Group G19. Backward Reasoning G20. What If G21. Solve Value G22. Identify Range	Variable Response Variable Relation Variable Scaling Variable Adaptation WhatIf Question Solve X Variable Range	Code Execution Parameter Relationship Variable Substitution Reverse Engineering WhatIf Code Solve Input Variable Range
	<b>Concept Analysis</b> Def: Examination and Exploration of the underlying concepts and principles of a problem	<b>Question Understanding</b> Def: Interpretation of the information inside the question	G23. Inherent Premise G26. Complete Missing G27. Question Formulation G28. Add Misinformation	Identify Assumption Info Sufficiency Question Formulation Introduce Distraction	Test Case Incomplete Answer Question Formulation Introduce Bias
		<b>Solution Evaluation</b> Def: Assessment of the problem-solving processes	G29. Optimize Solution G30. Step Functionality G31. Theoretical Basis G32. Cost Analysis	Info Necessity Step Necessity Theoretical Basis Solution Efficiency	Reduce Complexity Step Necessity Theoretical Basis Code Complexity
		<b>Error Debugging</b> Def: Identification of inaccuracies and inconsistencies	G33. Seek Clarification G34. Conditional Analysis G35. Conflicting Information G36. Surface Error G37. Hidden Error	Introduce Ambiguity Discuss Separately Introduce Contradiction Value Uncommon Value Error	Example Requirement Incomplete Requirement Wrong Example Runtime Error Logical Error
	<b>Representational Perturbation</b> Def: Preservation of the underlying logic and conceptual framework, but modification of the encoding or representation	<b>Format Change</b> Def: Modification on the encoding of the question while keeping the logical structure intact	G36. Setting Rephrase G37. Change Sequence G38. Close Format G39. Data Restructuring	Change Setting Change Sequence True False Value Structuring	Realworld Usecase Parameter Sequence True False Complex Docstring
		<b>Pairwise Comparison</b> Def: Comparing two problem of different forms	G40. Identical Problem	Identical Question	Identical Code
		<b>Format Constraint</b> Def: Add constraint on the output form	G41. Reasoning Format G42. Reasoning Style G43. Alternative Answer G44. New Rule	Binary Coded X Language Alternative Answer Define Rules	No Keyword X Language Alternative Answer Simple Name

Table 1: Our proposed ontology framework with domain, dimension, mathematical and code realization categories.

#Original Query#: What is the total inner volume of all 3 boxes?

#Rewrite Requirement#: 1. Remove some constraints or information from the original context.  
2. Make sure the rewritten question can still be solved, but the answer is simpler.

#Rewritten Context#:

This prompt to GPT-4 generated: *John has 3 boxes. Each box is 5 inches by 6 inches by 4 inches. What is the total volume of all 3 boxes?.* We reuse the original query to create the perturbed question. The black texts in this prompt represent the static parts of the template to enforce the intended perturbation. In contrast, the **blue texts** stands for the source question. Such templates are iteratively applied to the source questions to prompt GPT-4 to create the perturbed questions.

### 3.2 Filtering and Validation

Unfortunately, the GPT-4-generated perturbed questions are not always meaningful and suitable for robustness testing. This is expected as many perturbation types are quite complex and open-ended for GPT-4 to make a mistake in the generation. Furthermore, GPT-4 is also incapable of meticulously following the given instructions to always generate clear and logically-coherent perturbed questions. These factors often lead to unsatisfactory perturbations that do not capture the essence of the perturbation types. In particular, we would like to maintain the following properties in the perturbed questions:

(i) **Human Understandability:** The generated questions should be comprehensible to humans. The language, structure, and presentation of the questions should be clear and easy to understand. Vague or confusing questions should be rejected.



Original	Logic Alteration	Concept Analysis	Format Constraint
<b>GSM8K</b>	<b>MORE</b>		
<b>Question:</b> John has 3 boxes. Each box is 5 inches by 6 inches by 4 inches. The walls are 1 inch thick. What is the inner volume of all 3 boxes?  <b>Answer:</b> Walls are 1 inch thick, reducing each dimension by 2 inches. Thus, the internal dimensions become 3x4x2=24 cubic inches, making the total volume for all 3 boxes 3x24=72 cubic inches.	<b>Question - Variable Relationship:</b> John has <b>X</b> boxes. Each box is <b>Y</b> inches by 6 inches by 4 inches. .... <b>If the total inner volume of all the boxes is 72 cubic inches, find the equation that relates X and Y?</b>  <b>Answer:</b> Walls are 1 inch thick, reducing each dimension by 2 inches. Thus, the internal dimensions become (Y-2)x4x2 cubic inches for one box. Given the total volume for all X boxes is 72 cubic inches, the equation relating X and Y simplifies to <b>X*(Y-2)=9</b> .	<b>Question - Step Necessity:</b> .... Suppose we want to find out the total inner volume of all 3 boxes. To solve this math question, <b>is there a way to determine the total inner volume of all 3 boxes without calculating the inner volume of one box?</b>  <b>One possible answer:</b> Calculate by using: total inner volume = total outer volume - volume of the wall. <b>Yes.</b>	<b>Question - Reasoning Format:</b> <b>Answer the following question with only base-2 coded values.</b> .... What is the total inner volume of all 3 boxes?  <b>Answer (in binary):</b> Walls are 1(bin) inch thick, reducing each dimension by 10(bin) inches. Thus, the internal dimensions become: 11x100x10=11000(bin) cubic inches, making the total volume for all 11(bin) boxes: 11x11000= <b>1001000</b> (bin) cubic inches.
<b>HumanEval</b>	<b>CORE</b>		
<b>Question:</b> <pre>def gcd(a:int, b:int):     """Return the greatest common divisor of two integers a and b"""     &gt;&gt;&gt;gcd(25, 15)     5"""</pre> <b>Answer:</b> <pre>while b:     a, b = b, a % b return abs(a)</pre>	<b>Question - Variable Relationship:</b> <b>If the following program output integer 7, what can we find about the relationship between its input parameters: a, b?</b> <pre>def function(a: int, b: int):     while b:         a, b = b, a % b     return abs(a)</pre> <b>Answer:</b> Both a and b share 7 as their greatest common divisor.	<b>Question - Step Necessity:</b> <b>Justify the necessity and functionality of operation 'abs(a)' in fulfilling the requirement.</b> <pre>{##Original Question##} {##Original Answer##}</pre> <b>One possible answer:</b> Ensures GCD result is non-negative, aligning with mathematical expectations.	<b>Question - Reasoning Format:</b> <b>Fulfill the coding requirement below without using python keyword "while" inside the answer.</b> <pre>{##Original Question##} {##Original Answer##}</pre> <b>Answer:</b> <pre>if b == 0:     return abs(a) else:     return gcd(b, a % b)</pre>

Figure 2: Examples of the original questions and perturbed questions in *Logic Alteration*, *Concept Analysis*, and *Format Constraint* domains. The targeted change for each question is highlighted in yellow background

(ii) **Logical Coherence:** The questions must make logical sense. They should not contain contradictions<sup>2</sup>, nonsensical premises, or incoherent elements.

(iii) **Instruction Adherence:** The generated questions should closely adhere to the instructions in the prompt for the specific perturbation type. The question should not deviate from the intended method of perturbation.

Hence, we implement a semi-automatic filtering process to ensure the above qualities and relevance of the generations. We first perform an automated filtering process where GPT-4 itself determines whether a generated question meets all the above three criteria. We subsequently discard all questions that fail to fulfill any of the three criteria. For these instances, we regenerate a new perturbed question from GPT-4 and check if it clears the filtering process. If it fails again then we ask a human annotator to write the perturbed question.

**Human Verification.** We still expect the perturbed questions obtained after filtering to have some limitations, as automatic verification is not a perfect process. Hence, we do a final round of human verification to rephrase/rewrite the perturbed questions to make them clean and correct. We

<sup>2</sup>Except for the *conflicting information* (G35.) type, where we intentionally introduce contradictions.

found that 36% of the filtered questions were nearly correct and only required some minor rewording. However, 31% of the filtered questions had either significant inaccuracies or failed the filtering process. We ask human annotators to write the correct perturbed question for these instances. The other 33% of the filtered questions were correct and did not require any further revision.

We thus ensure that the final set of questions in MORE are of high quality, understandable, logically coherent, and in line with the intended perturbation method.

The human verification is conducted by three annotators, who all have strong mathematical foundations as PhD students in the field of computer science. Each rephrase/rewrite was performed by one annotator, whose judgment was then verified by the other two annotators.

### 3.3 Obtaining Final Answers of the Perturbed Questions

Finally, we also annotate the gold answer for the perturbed questions. We engaged the same three annotators for this process. Each gold answer was initially annotated by one annotator. Subsequently, the annotated responses underwent verification by the other two annotators.

### 3.4 Statistics of MORE and CORE

We sampled five questions from GSM8K and HumanEval and perturbed them using GPT-4 in 44 distinct perturbation categories. Following a rigorous process of filtering and validation, we retained a total of 216 and 219 perturbed questions in MORE and CORE, respectively. In particular, there are a total of 5 maths questions for each category except *Change Subject* and *Reverse Engineering*, which have 3 and 4 questions, respectively, in MORE. Likewise, all but *Reverse Engineering* perturbation—with 4 questions—have 5 coding questions in CORE. We specify the details of the five selected question from each dataset in Appendix D and Appendix E.

## 4 Experiments

### 4.1 Evaluation Protocol

Owing to the loosely controlled format of the LLM responses to the majority of the questions, calculating accuracy through direct string matching with the annotated answer may not always be reliable. Additionally, in the context of *concept analysis*, curating an exhaustive list of correct answers could be intractable. For instance, the category *optimize solution* (G29.) asks to further optimize the provided solution. There could be numerous distinct valid ways to optimize the given solution. To address these challenges, manual evaluation is necessary. To empirically justify this, we prompted GPT-4 for automated answer evaluation, yielding an agreement of 88.76% with human annotation on the answers of GPT-4 to MORE questions.

### 4.2 Experimental Setup

We evaluated five prominent closed- and open-sourced LLMs on our benchmark. The closed-sourced LLMs are GPT-4, GPT-3.5<sup>3</sup>, and Gemini. The remaining open-sourced LLMs include one general-purpose LLM and one LLM finetuned on task-specific datasets. The general-purpose LLM is Llama-70B-Chat and task-specific LLMs are MetaMath-70B-V1.0<sup>4</sup> and CodeLlama-70B-Instruct<sup>5</sup> for coding and maths, respectively. MetaMath-70B-V1.0 is finetuned on a mixture of datasets from Metamath (Yu et al., 2023) and

Mistral (Jiang et al., 2023) and CodeLlama-70B-Instruct is finetuned on publicly available coding and coding-related instructions (Rozière et al., 2023). We listed the prompts used for these models in Appendix G. Each question is evaluated with pass@1 metric under zero-shot setting. Please refer to Appendix G for more details on the evaluation settings.

### 4.3 Experimental Results and Analyses

**General Performance Analysis.** As illustrated in Table 2, the introduction of perturbed questions poses significant challenges to all models in both maths and coding contexts. Specifically, GPT-4’s accuracy decreased from 100% to 74.2% and from 80% to 56.7% in math and coding scenarios respectively. This trend of performance degradation is even more pronounced in other LLMs, with all experiencing a decline exceeding 30 points in their weighted average performance across both the mathematical and coding datasets. For instance, GPT-3.5 witnessed a dramatic performance reduction from 80% to 35.75% on the mathematical dataset and from 80% to 47.09% for the coding dataset.

Notably, closed-source models consistently outperform open-source models in every tested dimension. Additionally, it has been observed that models which have undergone fine-tuning on task-specific data—such as, CodeLlama for coding problems and Metamath for math problems—show enhanced performance in the areas of *logic alteration* and *representational perturbations* as compared to the Llama2-Chat model. However, this fine-tuning process appears to compromise Llama2’s capabilities within the *concept analysis* domain. This observation suggests that the focus of fine-tuned, task-specific data on deriving a fixed solution might limit a model’s broader capacity for reasoning, thereby affecting its ability to analyze and comprehend the underlying problem-solving process.

**(Level II) Domain-wise Performance.** Following Table 2, LLMs generally showed better results on *logic alteration* questions, which involve concrete reasoning steps in problem-solving. Despite this, even the state-of-the-art models struggled with certain perturbed versions of these questions. This indicates that while current models may possess general task-solving skills and abstract reasoning ability, there is still a limitation in their reasoning robustness when faced with altered logic. On the other hand, *concept analysis* questions, which de-

<sup>3</sup>we use version "2023-09-01-preview" for both GPT-4 and GPT-3.5

<sup>4</sup><https://huggingface.co/meta-math/MetaMath-70B-V1.0>

<sup>5</sup><https://huggingface.co/codellama/CodeLlama-70b-Instruct-hf>

Aspect	Domain	Original	Structural										Representational				Weighted Avg.
			Logic Alteration					Concept Analysis					Format Change			Form. Constraint	
			Quest. Simpl.	Reason Adj.	Compute. Manip.	Symbol Avg.	Perf.	Quest. Under.	Sol. Eval.	Error Debug	Avg. Perf.	Alt. Format	Pair. Comp.	Avg. Perf.	Answer Constraint		
Maths (MORE)	GPT-4	100	100	80	90.91	60	78.30	85	65	48	64.62	90	60	84.00	65		74.21
	GPT-3.5	80	75	27.5	54.55	25.71	38.68	55	45	12	35.38	35	40	36.00	5		35.75
	Gemini	80	90	50	81.82	37.14	56.60	60	20	16	30.77	55	20	48.00	30		46.15
	Llama2-Chat	60	50	12.5	18.18	5.71	17.92	35	60	4	30.77	5	60	16.00	5		26.24
	Metamath	80	70	15	27.27	11.43	25.47	30	25	4	18.46	35	80	44.00	20		21.27
	Average	80	77	37	54.55	27.90	43.39	53	43	16.8	36.00	44	52	45.60	25		40.72
Coding (CORE)	GPT-4	80	90	37.5	46.67	50	52.29	65	80	44	61.54	65	40	60.00	55		56.7
	GPT-3.5	80	73.68	35	40	29.41	40.74	60	75	40	56.92	50	40	48.00	45		47.09
	Gemini	80	80	32.5	53.33	23.53	41.28	65	75	44	60.00	45	40	44.00	35		47.32
	Llama2-Chat	60	45	12.5	33.33	11.76	21.10	50	50	8	33.85	25	40	28.00	20		36.61
	CodeLlama	60	80	40	40	11.76	38.53	35	35	28	32.31	40	0	32.00	40		26.34
	Average	72	73.74	31.5	42.67	25.29	38.79	55	63	32.8	48.92	45	32	42.40	39.00		42.81

Table 2: Model performance on maths and coding across various *Dimensions* (Level III of ontology). All the average reported is weighted average.

	Mod.	Q. Simp.	R. Adj.	C. Adj.	S. Man.	Avg.
MORE	GPT-4	100	77.5	90.91	71.43	81.13
	GPT-3.5	90	50	90.91	40	58.49
	Gemini	95	57.50	63.64	45.71	61.32
CORE	GPT-4	100	50	46.67	55.88	59.43
	GPT-3.5	82.35	42.50	40	26.47	43.40
	Gemini	70.59	25	53.33	26.47	36.79

Table 3: The impact of incorporating the original question and answer into the prompt on the performance of *logic alteration* Domain within the MORE and CORE. The reported average is weighted average.

	Mod.	Q. Simp.	R. Adj.	C. Adj.	S. Man.	Avg.
Self-C	GPT-4	95	87.5	90.91	65.71	82.08
	GPT-3.5	60	45	45.45	25.71	41.51
	Gemini	75	45	81.82	40	52.83
POT	GPT-4	95	90	81.82	68.57	83.02
	GPT-3.5	75	57.5	54.55	25.71	50
	Gemini	90	60	63.64	45.71	61.32

Table 4: The impact of using prompting techniques on the performance of *logic alteration* Domain within the MORE and CORE. Self-C stands for Self-Consistency prompting and POT stands for Program of Thought

mand a deeper understanding of mathematical concepts and problem-solving frameworks, resulted in lower success rates. This suggests that while current models can find correct answers, they may lack a systematic logical framework for problem-solving and struggle with analyzing and understanding different concepts necessary to answer the question.

GPT-4, in particular, demonstrated superior performance across all categories, showing increased resilience to changes in question format and expected responses. This contrasts with other models, which performed poorly on tasks involving repre-

sentational perturbations, hinting at a limitation in transferring their reasoning processes to different formats. Interestingly, the average performance decline across domains was similar for both math and coding contexts, with the notable exception of the *concept analysis* domain, where the drop in math performance was 21% greater than in coding. This discrepancy suggests that LLMs may possess a more profound understanding of problem-solving frameworks in coding contexts compared to mathematical ones.

### Incorporation of Original Answer in Prompt.

In Table 4, we investigate if providing models with the correct answer to the original question enhances their ability to solve questions with minor logical modifications (perturbations). By altering the input prompt to incorporate both the question and its gold solution, as outlined in Appendix H, we observe significant improvements in model performance across various dimensions. The *Computational Adjustment* dimension, especially MORE, benefited the most, suggesting that models could effectively apply the original question’s reasoning to tackle the altered one. In contrast, performance in the *Symbolic Manipulation* dimension remained poor, indicating that access to a concrete solution does little to aid in abstract reasoning challenges. Surprisingly, even with the correct answers, Gemini and GPT-3.5 fail on simple variants of some questions. This indicates that current LLMs’ low robustness to logic perturbations.

**Prompting Techniques.** In Table 4, we explore how different prompting techniques influence the performance in the domain of *logic alteration* within MORE. Specifically, we employed the Self-

Consistency prompting method (Wang et al., 2022), and the Program of Thoughts prompting method (Chen et al., 2022), to gather our findings, with the experimental setup outlined in Appendix H. Interestingly, we observe that the Program-of-Thoughts prompting technique significantly improved the reasoning adjustment capability across all closed-source models. This improvement is attributed to the reduction of logical errors facilitated by the use of Python programming. Additionally, we observed an 8-point performance increase in symbolic manipulation for GPT-4, suggesting that incorporating code-based chain of thought reasoning could enhance abstract reasoning abilities. However, when applying Self-Consistency prompting, only minor improvements were noted, and in the case of the Gemini model, performance declined. This indicates that this model struggles to apply the correct problem-solving procedures effectively.

**Specific Vulnerabilities in Reasoning.** Table 2 illustrates that the *Symbolic Manipulation* dimension presents a notable challenge to both closed-source and open-source models. This difficulty stems from the requirement for abstract reasoning, which involves processing and manipulating abstract maths and coding concepts that are not tied to specific math or coding operations, rather than simply computing a straight forward solution. Furthermore, it necessitates a comprehensive understanding of the logical framework underpinning the problem. For instance, in the **G20. WhatIf** category inside this dimension, models are tasked with considering hypothetical outcomes by substituting event X for event Y, under unchanged initial conditions and context. This requires models to follow the problem process to first identify the initial conditions from the given outcome to then intervene on the target that will affect the outcome. The correct solving process underscores the need for an in-depth grasp of the problem-solving framework to address such queries effectively.

The *Error Debug* dimension evaluates a model’s ability to scrutinize and understand the relationships between pieces of information in a question. Unlike tasks that guide the model towards a specific answer, this dimension requires a thorough examination and understanding of all the question’s details. For instance, in the **G35. Conflicting Information** category, the model must independently navigate through the provided information to pinpoint inconsistencies. The complexity and breadth

of the required analysis, along with the need to explore all possible search directions without a predefined solution path, significantly heighten the challenges models face in this area. This necessitates a comprehensive approach to understanding and resolving the problem, emphasizing the models’ ability to navigate through and analyze every potential avenue to identify discrepancies or conflicts effectively. Furthermore, the *Format Constraint* dimension consistently results in low scores across all models. This dimension requires that the presented solution must follow a specific format. For instance, within the **G41. Reasoning Format** category, it requires models present their reasoning process in a particular format, while maintaining the integrity of the underlying reasoning structure. Open-source models, such as Llama2-Chat, typically bypass these format-specific instructions when solving the problem. In contrast, closed-source models like ChatGPT attempt to adhere to the specified format but often struggle to perform correct calculation or reasoning in another format. This perturbation category reveals that current LLMs unable to understand how to adapt reasoning process in different formats. It may also indicate that current LLMs rely on a specific reasoning processes that are not easily transferable to different task formats, underscoring their lack of flexibility in handling varied demands.

## 5 Conclusion

Our study evaluated the robustness of several prominent Large Language Models (LLMs) in handling mathematical and coding problems. By employing an ontology for random perturbations on questions from the GSM8K and HumanEval datasets, we crafted two specialized datasets, MORE and CORE, containing 216 and 219 questions respectively. These datasets target a broad variations of mathematical and coding problem-solving and analytical skills, resulting in notable performance drops in LLMs upon evaluation. The introduction of MORE and CORE provides a new framework for assessing LLMs’ abilities in mathematics and coding, while also revealing their vulnerabilities in consistent reasoning across different formats. This research highlights the complex challenges that LLMs face, stressing the importance of continued exploration into their strengths and weaknesses in logical reasoning tasks. Our dataset will be publicly available at <https://huggingface>.



[co/datasets/xxx](#).

## 6 Limitations

Despite our attempt to construct a novel systematic ontology to evaluate an LM's "real" robustness and reasoning capabilities in structured reasoning tasks, it may not precisely reflect LLM's true ability due to several factors.

**Incompleteness** In our endeavor to develop a comprehensive ontology for evaluating Language Models' (LMs) responses to perturbed questions across various reasoning scenarios, we recognize significant limitations. Firstly, despite our efforts, the ontology may not fully capture all essential aspects of reasoning abilities, lacking in breadth and depth. Secondly, the complexity within each reasoning category can vary significantly. For instance, within the *Computation Demand* category, adjusting the number of digits in mathematical operations allows us to modulate the reasoning challenge. However, creating a benchmark that exhaustively encompasses all facets of reasoning behavior is an unattainable goal. Such an exhaustive compilation is beyond the scope of any single study and necessitates collective efforts from the broader research community.

**Scalability** The size of our dataset is constrained due to the intensive manual labor required for its preparation. Each question generated by GPT-4 needs to be meticulously reviewed to ensure it is solvable and accurately reflects the intended perturbation specific to its category, without introducing unintended modifications. Furthermore, confirming the accuracy of answers is a critical step, as many questions do not yield answers that exactly match a predefined format. This verification process significantly limits our ability to expand the dataset on a large scale, as it relies heavily on manual effort.

## References

- Mark Chen, Jerry Tworek, Heewoo Jun, Qiming Yuan, Henrique Ponde de Oliveira Pinto, Jared Kaplan, Harri Edwards, Yuri Burda, Nicholas Joseph, Greg Brockman, Alex Ray, Raul Puri, Gretchen Krueger, Michael Petrov, Heidy Khlaaf, Girish Sastry, Pamela Mishkin, Brooke Chan, Scott Gray, Nick Ryder, Mikhail Pavlov, Alethea Power, Lukasz Kaiser, Mohammad Bavarian, Clemens Winter, Philippe Tillet, Felipe Petroski Such, Dave Cummings, Matthias Plappert, Fotios Chantzis, Elizabeth Barnes, Ariel Herbert-Voss, William Hebgen Guss, Alex Nichol, Alex Paino, Nikolas Tezak, Jie Tang, Igor Babuschkin, Suchir Balaji, Shantanu Jain, William Saunders, Christopher Hesse, Andrew N. Carr, Jan Leike, Josh Achiam, Vedant Misra, Evan Morikawa, Alec Radford, Matthew Knight, Miles Brundage, Mira Murati, Katie Mayer, Peter Welinder, Bob McGrew, Dario Amodei, Sam McCandlish, Ilya Sutskever, and Wojciech Zaremba. 2021. [Evaluating large language models trained on code](#).
- Wenhu Chen, Xueguang Ma, Xinyi Wang, and William W. Cohen. 2022. [Program of thoughts prompting: Disentangling computation from reasoning for numerical reasoning tasks](#). *ArXiv*, abs/2211.12588.
- Karl Cobbe, Vineet Kosaraju, Mohammad Bavarian, Mark Chen, Heewoo Jun, Lukasz Kaiser, Matthias Plappert, Jerry Tworek, Jacob Hilton, Reiichiro Nakano, Christopher Hesse, and John Schulman. 2021a. [Training verifiers to solve math word problems](#). *ArXiv*, abs/2110.14168.
- Karl Cobbe, Vineet Kosaraju, Mohammad Bavarian, Mark Chen, Heewoo Jun, Lukasz Kaiser, Matthias Plappert, Jerry Tworek, Jacob Hilton, Reiichiro Nakano, Christopher Hesse, and John Schulman. 2021b. [Training verifiers to solve math word problems](#). *ArXiv*, abs/2110.14168.
- Shahriar Golchin and Mihai Surdeanu. 2023. [Time travel in llms: Tracing data contamination in large language models](#).
- Dan Hendrycks, Collin Burns, Steven Basart, Andy Zou, Mantas Mazeika, Dawn Xiaodong Song, and Jacob Steinhardt. 2020. [Measuring massive multitask language understanding](#). *ArXiv*, abs/2009.03300.
- Dan Hendrycks, Collin Burns, Saurav Kadavath, Akul Arora, Steven Basart, Eric Tang, Dawn Song, and Jacob Steinhardt. 2021. [Measuring mathematical problem solving with the math dataset](#).
- Albert Qiaochu Jiang, Alexandre Sablayrolles, Arthur Mensch, Chris Bamford, Devendra Singh Chaplot, Diego de Las Casas, Florian Bressand, Gianna Lengyel, Guillaume Lample, Lucile Saulnier, L'elio Renard Lavaud, Marie-Anne Lachaux, Pierre Stock, Teven Le Scao, Thibaut Lavril, Thomas Wang, Timothée Lacroix, and William El Sayed. 2023. [Mistral 7b](#). *ArXiv*, abs/2310.06825.
- Divyansh Kaushik, Amrith Setlur, Eduard Hovy, and Zachary C Lipton. 2021. Explaining the efficacy of counterfactually augmented data. *International Conference on Learning Representations (ICLR)*.
- Haipeng Luo, Qingfeng Sun, Can Xu, Pu Zhao, Jianguang Lou, Chongyang Tao, Xiubo Geng, Qingwei Lin, Shifeng Chen, and Dongmei Zhang. 2023a. [Wizardmath: Empowering mathematical reasoning for large language models via reinforced evol-instruct](#).

Ziyang Luo, Can Xu, Pu Zhao, Qingfeng Sun, Xiubo Geng, Wenxiang Hu, Chongyang Tao, Jing Ma, Qingwei Lin, and Daxin Jiang. 2023b. [WizardCoder: Empowering code large language models with evol-instruct](#).

OpenAI. 2023. Gpt-4 technical report. *arXiv preprint arXiv:2303.08774*.

Harsh Raj, Domenic Rosati, and Subhabrata Majumdar. 2023. [Measuring reliability of large language models through semantic consistency](#).

Marco Tulio Ribeiro, Tongshuang Wu, Carlos Guestrin, and Sameer Singh. 2020. Beyond accuracy: Behavioral testing of nlp models with checklist. *arXiv preprint arXiv:2005.04118*.

Baptiste Rozière, Jonas Gehring, Fabian Gloeckle, Sten Sootla, Itai Gat, Xiaoqing Tan, Yossi Adi, Jingyu Liu, Tal Remez, Jérémy Rapin, Artyom Kozhevnikov, I. Evtimov, Joanna Bitton, Manish P Bhatt, Cristian Cantón Ferrer, Aaron Grattafiori, Wenhan Xiong, Alexandre D’efossez, Jade Copet, Faisal Azhar, Hugo Touvron, Louis Martin, Nicolas Usunier, Thomas Scialom, and Gabriel Synnaeve. 2023. [Code llama: Open foundation models for code](#). *ArXiv*, abs/2308.12950.

Xuezhi Wang, Jason Wei, Dale Schuurmans, Quoc Le, Ed Huai hsin Chi, and Denny Zhou. 2022. [Self-consistency improves chain of thought reasoning in language models](#). *ArXiv*, abs/2203.11171.

Zhaofeng Wu, Linlu Qiu, Alexis Ross, Ekin Akyürek, Boyuan Chen, Bailin Wang, Najoung Kim, Jacob Andreas, and Yoon Kim. 2023. [Reasoning or reciting? exploring the capabilities and limitations of language models through counterfactual tasks](#).

Can Xu, Qingfeng Sun, Kai Zheng, Xiubo Geng, Pu Zhao, Jiazhan Feng, Chongyang Tao, and Daxin Jiang. 2023. [WizardLM: Empowering large language models to follow complex instructions](#). *arXiv preprint arXiv:2304.12244*.

Longhui Yu, Weisen Jiang, Han Shi, Jincheng Yu, Zhengying Liu, Yu Zhang, James T. Kwok, Zhenguo Li, Adrian Weller, and Weiyang Liu. 2023. [Meta-math: Bootstrap your own mathematical questions for large language models](#).

## A Related Work

### Instruction Augmentation for Fine-Tuning.

Our research is inspired by the Evol-Instruct approach by WizardLM (Xu et al., 2023) and its subsequent extensions. WizardLM’s method focused on refining instruction data by increasing its complexity and diversity from seed instruction data. This was achieved by feeding heuristic prompts to existing large language models (LLMs) to generate the data. A notable extension of this work is

‘WizardMath’ (Luo et al., 2023a), which applies the same methodology to the GSM8K dataset. Similarly, ‘WizardCoder’ (Luo et al., 2023b) enhanced code-specific data using this approach. However, these studies primarily emphasized increasing diversity and depth in their instruction prompts to ChatGPT, without specifically testing particular abilities. Additionally, the perturbed questions in their approach could change in various ways, lacking the controlled, unidirectional change characteristic of our method. Another critical aspect to consider is that their dataset has not undergone human verification and correction, raising concerns about the reliability and quality of the data.

**Robustness and Behavior Testing.** The field of research has increasingly shifted its focus towards evaluating models on criteria beyond the mere held-out accuracy of datasets. This shift is partly due to concerns about data contamination (Golchin and Surdeanu, 2023) and reliability of the model performance (Raj et al., 2023). Inspired by the concept of behavior testing in software engineering, the CheckList (Ribeiro et al., 2020) methodology was introduced. This approach allows for the rapid generation of diverse, task-agnostic test cases to assess model performance. Building on this trend, several studies have explored using syntactic features to create question perturbations, aiming to test a model’s robustness. However, there is a noticeable gap in automatically generating such perturbations for the field of logic reasoning. This gap exists because creating datasets in domains like math and coding is challenging due to their complex data structures. Our work addresses this gap. While maintaining the generality of the perturbation ontology to logic reasoning tasks, we also integrate task-specific features into this ontology, enabling the creation of more nuanced and relevant perturbations.

**Counterfactual Question Generation.** Several research efforts have been directed towards generating counterfactual questions as a means to both enrich datasets and evaluate model performance. For instance, the MetaMath (Yu et al., 2023) project has demonstrated various methods to rephrase original questions to different formats, thereby improving the model’s ability in complex mathematical reasoning. Similarly, in Reasoning or Reciting (Wu et al., 2023), authors developed counterfactual datasets specifically designed to test the limitations of large language models (LLMs)

in reasoning. They employed fake questions to ascertain if the models could transfer reasoning skills to unfamiliar contexts. In contrast to these approaches, our work diverges significantly. Rather than focusing on creating fake or hypothetical questions, our methodology involves crafting realistic questions that are explicitly designed to assess and challenge the model’s knowledge base and reasoning capabilities. This approach aims to provide a more practical and direct assessment of model performance in real-world scenarios.

## B Recommendations

Based on our findings, we make the following recommendations as strategies to address the weaknesses we identified in the logical reasoning competencies of LLMs.

**Diversify the Datasets and Formats Used in Fine-tuning.** If a model is trained exclusively on a single problem-solving method, its capability to adapt to questions presented in different formats and solve a diverse array of problems diminishes. To counter this, we suggest boosting the model’s resilience to perturbations by fine-tuning it with datasets in a variety of formats and adding augmented instructions.

**Include More Complex Open-Ended Questions.** It is also crucial to move beyond simple multiple-choice questions, and include open-ended questions that test the model’s comprehension of mathematical concepts in the fine-tuning dataset, as this enhances its overall understanding and interpretation of questions.

## C Ontology of Perturbations

### C.1 Principles behind Ontology

Consider a maths question:

**Question:** John has 3 boxes, each of which is externally measured as 5 inches by 6 inches by 4 inches. The boxes have walls that are 1 inch thick. What is the total inner volume of all the boxes?

We consider the following eight aspects of such questions:

- (i) **Information:** Each sentence clause that is mentioned inside the question. For example: Each box is 5 inches by 6 inches by 4 inches.
- (ii) **Query:** What is being asked by the Question that can be calculated with the given Information?

For example: What is the total inner volume of all the boxes?

(iii) **Values:** Values inside the Information. For example, 3 boxes in this particular instance.

(iv) **ToolBox:** Mathematical concepts, formulas, and operations that are relevant to solving a specific problem. For example: Multiplication is used to calculate the volume of a rectangular prism (box) as  $\text{length} \times \text{width} \times \text{height}$  and Subtraction is used to adjust the external dimensions to account for the wall thickness.

(v) **Mathematical Structure:** Chain of thought and problem-solving strategies that outline how the ‘Tools’ in Toolbox are organized to transition from the given data to the final answer. For example, to solve the question above: first, Subtract the thickness of the walls; second, calculate the volume of one box; third, multiply the volume of one box by the number of boxes.

(vi) **Query Representation:** The Format of how Information and Values are presented. For example: the sequence of Information presented.

(vii) **Final Answer:** Final answer to the Query. For example: 72

(viii) **Answer Representation:** The Format of the answer presented.

In a similar vein, consider a coding question:

```
1 def greatest_common_divisor(a: int, b:
2     int) -> int:
3     """ Return the greatest common
4     divisor of two integers a and b
5     Example:
6     >>> greatest_common_divisor(3, 5)
7     1
8     >>> greatest_common_divisor(25, 15)
9     5
10    """
```

We can decompose the coding question into the following aspects:

- (i) **Question Header:** The name of the function, in the case above, `greatest_common_divisor`
- (ii) **Docstring:** Defines the requirement for the final output. For example, Return the greatest common divisor of two integers

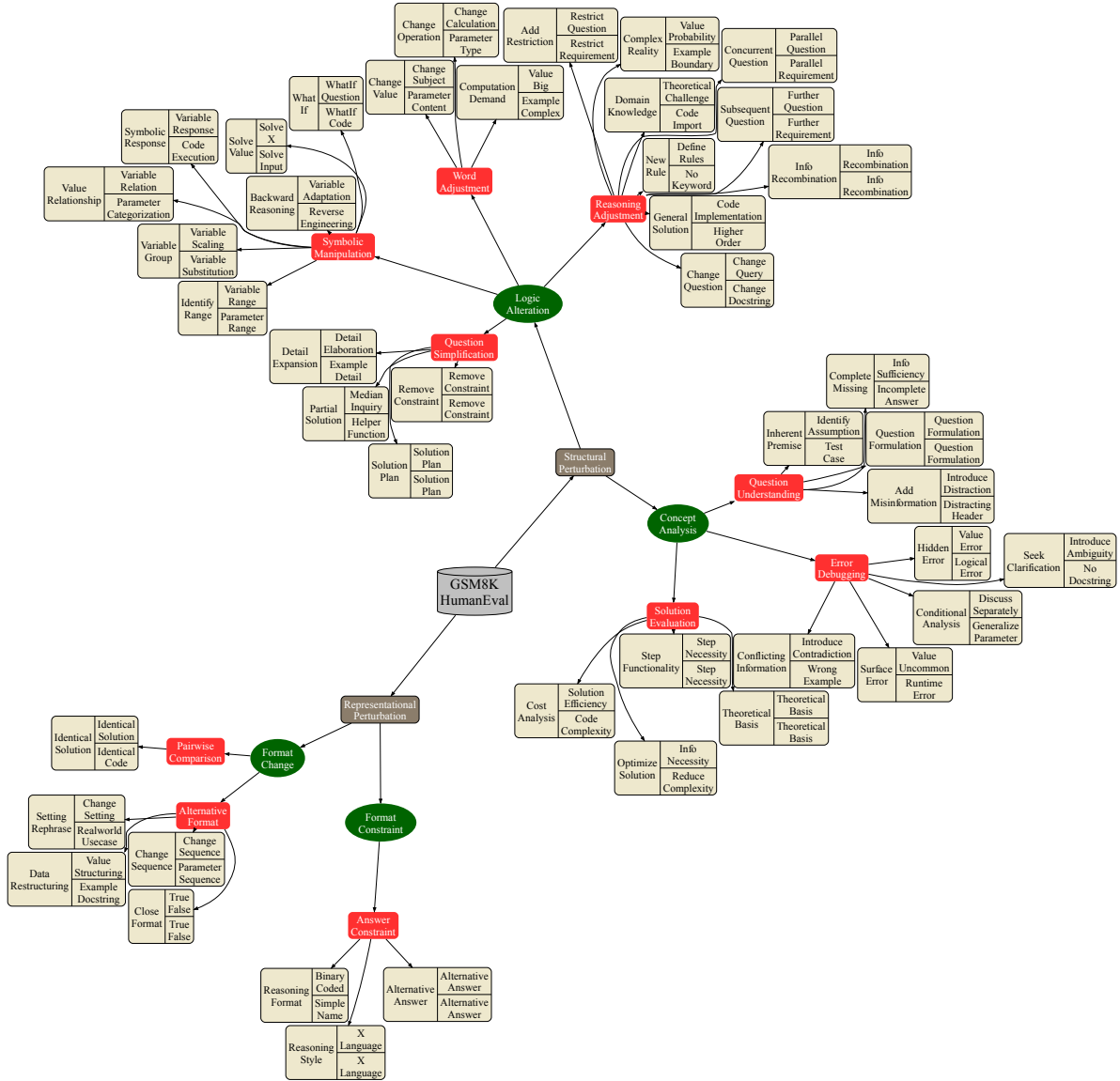


Figure 3: The ontology of the perturbations.

(iii) **Values:** The type and structure of input arguments. In the above example, a (integer type) and b (integer type)

(iv) **Examples:** Demonstrations of how the function is used. In the case above,

```

1 """
2 >>> greatest\_common\_divisor(3, 5)
3 1
4 >>> greatest\_common\_divisor(25, 15)
5 5
6 """

```

(v) **Toolbox:** Libraries and operations that can be used to achieve a function.

(vi) **Code Structure:** Sequence of steps of code to fulfill the requirement specified in **Docstring**

(vii) **Question Representation:** Format of how the **Question header** and **Docstring** is presented

(viii) **Answer Representation:** Format of how the **Code Structure** is presented.

The perturbations in the ontology we introduce (Fig. 3) operate on these eight aspects of a maths or coding question. Each perturbation changes only one or two aspects of the original question.

We broadly group these perturbations into two main categories: *Structural Perturbation* and *Representational Perturbation*. *Structural Perturbations* generate new questions by modifying the inherent logic, framework, or essence of the original question through the addition and removal of information. *Structural Perturbation* is further catego-



rized into *Logic Alteration* and *Concept Analysis*. *Logic-Alteration* perturbations yield questions with a finite set of meaningful answers that are independent of the annotator. The answers to the *Concept Analysis* questions, however, may be subjective and depend on the annotators, as collecting all the unique answers could be intractable. Rather than solving a maths problem, these questions focus on analyzing questions and their solutions, which may require commonsense reasoning and a deep understanding of the question and relevant mathematics. Details and examples for each of these perturbation types are presented below.

Unlike *Structural Perturbations*, *Representational Perturbations* retain the solution structure of the original question, only to exclusively change the representation or encoding of the information present in the question or in the answer. In our ontology, *Representational Perturbation* has only one manifestation, *Format Change*, that alters the representation of the questions and answers. More details and examples are below.

For each of the above broad perturbation types, we further define many dimensions of perturbations. We apply specific methods to introduce variations or *perturbations* to the questions along these dimensions. Each dimension can further manifest in various ways that correspond to some method of perturbation. For example, a dimension such as “simplify question” can be realized in different ways for the “logic alteration” perturbation type. These perturbations can affect the difficulty level of the questions, making them either more challenging or simpler. Additionally, some perturbations may result in questions that do not have a definitive answer.

## C.2 Logic Alteration

This category groups all the perturbations that have a definitive final answer. The final answer can be in the format of a value (for dimension “Simplify Question”, “Change Mathematical Structure”, “Change Value”) or a mathematical expression or equation (for dimension “Symbolic Reasoning”). For logic alteration questions, if the final answer is normalized to the most simplified form. The generated answer can be deemed correct only if it can also normalize to the same form.

(i) **Simplify Question:** This dimension aims to make the question easier to solve. It can achieve this by using four ways:

**G1. Remove Constraint:** Remove one piece of constraint that make the question easier to solve  
*Remove Constraint (Math):* Delete one piece of **information** from the original question that does not make the question unsolvable. The aim is to simplify the question. Example:

**Original:** John has 3 boxes. Each box is 5 inches by 6 inches by 4 inches. **The walls are 1 inch thick.** What is the total inner volume of all 3 boxes?

**Changed:** John has 3 boxes. Each box is 5 inches by 6 inches by 4 inches. What is the total volume of all 3 boxes?

*Remove Constraint (Code):* Simplify the coding requirement by removing one constraint or transformation in the **Docstring**

**G2. Partial Solution:** The answer only need to solve parts of the original question

*Median Inquiry:* Change the original **query** to ask one of the intermediate values that is used to solve for the final answer of the original query. The aim is to simplify the question. Example:

**Original:** John has 3 boxes. Each box is 5 inches by 6 inches by 4 inches. What is the total volume of all 3 boxes?

**Changed:** John has 3 boxes. Each box is 5 inches by 6 inches by 4 inches. The walls are 1 inch thick. What is the inner volume of one box?

*Helper Function:* Provide a helper function alongside the coding question that achieves partial function in **Code Structure**

**G3. Solution Plan:** Besides the original question, provide a high level plan of how the question should be answered, the solution will only need to execute the abstract plan.

*Solution Plan:* Provide the original question along with its **mathematical structure** (problem strategy) to the question, ask the model to solve the question by following the strategy.

**Original:** John has 3 boxes. Each box is 5 inches by 6 inches by 4 inches. The walls are 1 inch thick. What is the inner volume of all 3 boxes?

**Changed:** John has 3 boxes. Each box is 5 inches by 6 inches by 4 inches. The walls are 1 inch thick. What is the total inner volume of all 3 boxes? Follow this plan to solve the question: [#Solution Plan#] Subtract the thickness of the walls from each dimension of the box to get the inner dimensions. Deter-

mine the width, height, and depth of the inner box. Calculate the inner volume of one box by multiplying the width, height, and depth. Calculate the total inner volume by multiplying the inner volume of one box by the number of boxes.

*Code Plan:* Provide the high level plan of how the code need to be written along with the question.

- G4. Detail Expansion:** Besides the original question, provide a few key important details or explanations without which is hard to solve the question.

*Detail Elaboration:* Provide original question along with the **toolbox** (commonsense knowledge) to solve the question.

**Original:** John has 3 boxes. Each box is 5 inches by 6 inches by 4 inches. The walls are 1 inch thick. What is the inner volume of all 3 boxes?

**Changed:** John has 3 boxes. Each box has outside dimensions of 5 inches by 6 inches by 4 inches. The walls of each box are 1 inch thick, uniformly throughout each face of the box, thereby reducing the inner dimensions of each box. The material of the boxes is uniformly distributed and does not bulge or cave in thereby affecting the inner volume. There are no internal structures or partitions inside the boxes that could further reduce the inner volume. What is the total inner volume of all 3 boxes?

*Example Detail:* Besides providing the input and output of each **example**, it also provide a step by step explanation of how the input is transformed to the output.

- (ii) **Change of Math Structure:** This type aims to increase the difficulty of the original question by changing its mathematical structure. It can be achieved through eight ways:

- G5. Add Restriction:** Add a new piece of condition or requirement to the answer of the question.

*Restrict Question:* Adding a new piece of **information** that serves as a constraint or modifier on the query. Example:

**Original:** John has 3 boxes. Each box is 5 inches by 6 inches by 4 inches. The walls are 1 inch thick. What is the total inner volume of all 3 boxes?

**Changed:** John has 3 boxes, each of which is externally measured as 5 inches by 6 inches by

4 inches. The boxes have walls that are 1 inch thick. **There is also an added wooden board divider in the middle across the smallest dimension which is also 1 inch thick.** What is the total inner volume of all the boxes? *Restrict Requirement:* Add a piece of information that serves as a constraint or modifier on the function.

- G6. Subsequent Question:** Adding an additional query or requirement based on the answer of of the original question.

*Further Question:* Adding an additional **query** that will need extra steps of calculation based on the final answer of the original query. Example:

**Original:** John has 3 boxes. Each box is 5 inches by 6 inches by 4 inches. The walls are 1 inch thick. What is the total inner volume of all 3 boxes?

**Changed:** John has 3 boxes. Each box is 5 inches by 6 inches by 4 inches. The walls are 1 inch thick. What is the total inner volume of all 3 boxes? **If John wants to entirely fill these boxes with small cubes each measuring 0.5 inches on all sides, then how many cubes will he need?**

*Further Requirement:* Adding an additional requirement of transformation based on the output of the original function.

- G7. Concurrent Question:** Adding an additional query or requirement that is independent from the original question.

*Parallel Question:* Adding an additional **query** along with the original query based on the information given in the question, the added **query** should inquiry a value that is irrelevant of the original answer. Example:

**Original:** John has 3 boxes. Each box is 5 inches by 6 inches by 4 inches. The walls are 1 inch thick. What is the total inner volume of all 3 boxes?

**Changed:** John has 3 boxes. Each box is 5 inches by 6 inches by 4 inches. The walls are 1 inch thick. What is the total inner volume of all 3 boxes? **What is the total volume of the material used to build the boxes?**

*Parallel Requirement:* Adding an additional requirement in **Docstring** that does not rely on the output of the original question.

- G8. Change Question:** Change the current query or requirement to a different but similar one based on the existing information provided

inside the question.

*Change Query:* Change the **query** to ask for another value that requires more computation based on the information given in the question.

*textbfOriginal:* John has 3 boxes. Each box is 5 inches by 6 inches by 4 inches. The walls are 1 inch thick. What is the inner volume of all 3 boxes?

**Changed:** John has 3 boxes. Each box is 5 inches by 6 inches by 4 inches. The walls are 1 inch thick. What is the total **outer volume** of all 3 boxes?

*Change Docstring:* Change the **Docstring** to another requirement based on the input given in the **question header**.

- G9. Info Recombination:** Combine the fundamental concepts or frameworks from another question with the original question.

*Info Recombination (Math):* Graft **mathematical structure** from another question and combine with the original question.

**Original:** Vicki is planning a pop concert at her high school. The show will be 2 hours. She is allowing each group 2 minutes to get on stage, 6 minutes to perform, and then 2 minutes to exit the stage. If she allows a 10-minute intermission, how many groups can perform in the concert?

**Changed:** Vicki and James are planning an event at their high school that combines a pop singing concert and dance events. The whole event will be 2 hours long. Vicki is allowing each musical group 2 minutes to get on stage, 6 minutes to perform, and then 2 minutes to exit the stage. James will also perform two solo dance routines, each lasting five minutes. Considering a 10-minute intermission during the show, how many musical groups can perform at the concert?

*Info Recombination (Code):* Merge the requirement from another coding question with existing question.

- G10. Domain Knowledge:** Introduce a specific knowledge in math or code and merge it with the question.

*Theoretical Challenge:* Incorporate a specific theorem into the question so that perturbed question requires a new **toolbox** to solve.

**Original:** John has 3 boxes. Each box is 5 inches by 6 inches by 4 inches. The walls are 1 inch thick. What is the inner volume of all 3

boxes?

**Changed:** John has an infinite number of boxes numbered as first, second, third, and so on. The first box is 5 inches by 6 inches by 7 inches in size. Starting from the second box each box is half the size of the previous box in each dimension. What is the total volume all the boxes combined?

*Code Import:* The requirement requires to use a specific python library to solve the problem.

- G11. Complex Reality:** Add an aspect of complexity in the real world scenario.

*Value Probability:* Introduce concept of uncertainty to deterministic values and calculate the estimation. The perturbed question will require **toolbox** (knowledge) of probability.

**Original:** A merchant wants to make a choice of purchase between 2 purchase plans: jewelry worth \$5,000 or electronic gadgets worth \$8,000. His financial advisor speculates that the jewelry market will go up 2.5% while the electronic gadgets market will rise 1.2% within the same month. If the merchant is looking to maximize profit at the end of this month by making a choice, how much profit would this be?

**Changed:** A merchant wants to make a choice of purchase between 2 purchase plans: jewelry worth \$5,000 or electronic gadgets worth \$8,000. His financial advisor speculates that the jewelry market has a 70% chance to go up 2.5% and a 30% chance to remain the same, while the electronic gadgets market will rise 1.2% within the same month. If the merchant is looking to maximize profit at the end of this month by making a choice, how much estimated profit would this be?

*Example Boundary:* Add boundary examples along with the existing **examples**. The boundary examples contains input that does not meet requirement specified in the docstring.

- G12. General Solution Code Implementation:** Develop a code function to solve the question in general.

**Original:** John has 3 boxes. Each box is 5 inches by 6 inches by 4 inches. The walls are 1 inch thick. What is the inner volume of all 3 boxes?

**Changed:** John has 3 boxes. Each box is 5 inches by 6 inches by 4 inches. The walls are 1 inch thick. Can you write a Python code to

find out what is the total inner volume of all 3 boxes?

*Higher Order:* Write a higher order function that can solve the coding problem in general.

- (iii) **Computation Adjustment:** While retaining the **Mathematical Structure**, this type aims to increase the difficulty of each type by changing the computation inside the answer.

- G13. Computation Demand:** Change the value to complex values that put a high demand on computation.

*Value Big:* Significantly increasing the magnitude of values that pose a challenge for calculations.

**Original:** John has 3 boxes. Each box is 5 inches by 6 inches by 4 inches. The walls are 1 inch thick. What is the inner volume of all 3 boxes?

**Changed:** John has 3000 boxes. Each box is 500 inches by 600 inches by 400 inches. The walls are 100 inches thick. What is the total inner volume of all the boxes?

*Generalize Parameter:* Extend the current parameter into different python object types

- G14. Change Value:** Change the content of the value to a different one.

*Change Subject:* If there are multiple mentions in the question, Exchange **values** of names or references in the question.

**Original:** Together Lily, David, and Bodhi collected 43 insects. Lily found 7 more than David. David found half of what Bodhi found. How many insects did Lily find?

**Changed:** Together David, Bodhi, and Lily collected 43 insects. **David** found 7 more than **Bodhi**. **Bodhi** found half of what **Lily** found. How many insects did Lily find?

*Parameter Content:* Change the format or meaning of the input parameter.

- G15. Change Operation:** Change one operation regarding how the **Values** are processed.

*Change Calculation:* Change no more than 3 words in original question so that the **toolbox** (mathematical operations) involved in the calculation are changed.

**Original:** John has 3 boxes. Each box is 5 inches by 6 inches by 4 inches. The walls are 1 inch thick. What is the inner volume of all 3 boxes?

**Changed:** John has 3 boxes. The inner dimension of each box is 3 inches by 4 inches by 2

inches. The walls are 0.5 inches thick. What is the total outer volume of all 3 boxes?

*Variable Type:* Change the python object type of the original parameter while keep its content the same, also specify the return variable to be in a specific type.

- (iv) **Symbolic Reasoning:** We change the context to include one or more symbolic variables to replace its original **values**. We then adjust the question to predict answers in terms of a single variable or the relationship between multiple variables. We introduce this category as symbol manipulation and reasoning are crucial for real-world mathematical problem-solving.

- G16. Symbolic Response:** Use logic to infer the final output after a sequence of steps.

*Variable Response:* Replace one **value** inside the question with a variable and answer with the variable included.

**Original:** John has 3 boxes. Each box is 5 inches by 6 inches by 4 inches. The walls are 1 inch thick. What is the inner volume of all 3 boxes?

**Changed:** John has X boxes. Each box is 5 inches by 6 inches by 4 inches. The walls are 1 inch thick. What is the total inner volume of all the boxes as a function of X?

**Code Execution:** Given Docstring requirement, and specific input parameter, find the output for the function without writing any code.

- G17. Values Relationship:** Identify the relationship between input values or parameters if the output or the final answer is given.

*Variable Relationship:* Replace a pair of **values** inside the question with variables. After answering the original question, the variable forms a relationship. Query that relationship.

**Original:** John has 3 boxes. Each box is 5 inches by 6 inches by 4 inches. The walls are 1 inch thick. What is the inner volume of all 3 boxes?

**Changed:** John has X boxes. Each box is Y inches by 6 inches by 4 inches. The walls are 1 inch thick. If the total inner volume of all the boxes is 72 cubic inches, then find the equation that relates X and Y?

*Parameter Relationship:* Given the output of the function, categorize the possible groups of inputs parameters into the question.



**G18. Variable Group:** Change a group of several input values or parameters to variables. *Variable Scaling:* After answering the question, change the **query** to: if certain factual numbers in the question is scaled up by  $x$ , how will the final answer change?

**Original:** John has 3 boxes. Each box is 5 inches by 6 inches by 4 inches. The walls are 1 inch thick. What is the inner volume of all 3 boxes?

**Changed:** John has 3 boxes. Each box is 5 inches by 6 inches by 4 inches. The walls are 1 inch thick. Now, the number of boxes, the box outer dimensions, and the wall thickness are all scaled up by a factor of  $X$ . What is the total inner volume of all the boxes as a function of  $X$ ?

*Variable Substitution:* Change one or more variables inside the docstring to input parameters.

**G19. Backward Reasoning:** Reverse the reasoning process, reason from how to reach input from output.

*Variable Adaptation:* If the answer to the question add or subtract by a certain amount  $x$ , pick one **value** inside the **Information** and ask how it should change if other **values** are kept the same.

**Original:** John has 3 boxes. Each box is 5 inches by 6 inches by 4 inches. The walls are 1 inch thick. What is the inner volume of all 3 boxes?

**Changed:** John has 3 boxes. Each box is 5 inches by 6 inches by 4 inches. The walls are 1 inch thick. If the total inner volume of all 3 boxes increases by a certain variable  $X$ , how should the thickness of the walls adjust correspondingly if the number of boxes and the external dimensions of each box stay the same? Write the answer as a function of  $X$ .

*Reverse Engineering:* Change the **Docstring**, **Function Header**, and **Examples** to find the function that can reverse engineer the original function. Specifically, mapping the output back to its original input.

**G20. What If:** What would the outcome be if  $X$  had happened instead of  $Y$ , given the same initial conditions and context.

*WhatIf Question:* First mask some number of **values** inside the question and answer the original question. What if we change one value inside the question, how will the final answer

change? (The final answer should not have variables included as the masked value could be solved given the final answer.)

**Original:** John has 3 boxes. Each box is 5 inches by 6 inches by 4 inches. The walls are 1 inch thick. What is the inner volume of all 3 boxes?

**Changed:** John has 3 boxes. Each box is 5 inches in width by 6 inches in length and a few inches in height. The walls are 1 inch thick. The total inner volume of all the boxes combined is 72 cubic inches. Now, if the thickness of the walls is half of its original thickness, then what will be the total inner volume?

*WhatIf Code:* WhatIf the **code structure** or **input value** is changed, and some condition is masked.

**G21. Solve Value:** Mask one variable's **value** inside question, given answer, infer the masked value.

*Solve  $X$ :* Replace one value inside the question with  $X$  and solve for  $X$ .

**Original:** John has 3 boxes. Each box is 5 inches by 6 inches by 4 inches. The walls are 1 inch thick. What is the inner volume of all 3 boxes?

**Changed:** John has  $X$  boxes. Each box is 5 inches by 6 inches by 4 inches. The walls are 1 inch thick. If the total inner volume of all 3 boxes is 72 cubic inches what is the value for  $X$ ?

*Solve Input:* Determine the input value of the function, based on the known output value.

**G22. Identify Range:** Find what are possible constraint on the values. *Variable Range:* Replace one **value** with variable, and change the **query** to find the possible range of values based on the question.

**Original:** John has 3 boxes. Each box is 5 inches by 6 inches by 4 inches. The walls are 1 inch thick. What is the inner volume of all 3 boxes?

**Changed:** John has 3 boxes. Each box is  $X$  inches by 6 inches by 4 inches. The walls are 1 inch thick. Suppose we want to find out the total inner volume of all the boxes. What are the possible ranges of values of variable  $X$  based on the given information?

*Parameter Range:* Identify what are the constraint on the input parameter, or what is the range of output parameter if input parameter is constraint to take certain value.

### C.3 Concept Analysis

This perturbation type encompasses questions that concentrate on the model's capabilities beyond mere problem-solving accuracy. The responses to these questions should be in natural language format. Instead of just assessing whether the model can correctly predict answers to new questions, we aim to examine the depth of knowledge the models possess and understanding of important concepts and rationales, influencing their performance on the original questions. Essentially, we are asking: *Does the model predict correctly because it truly understands the question?* To test this, we observe how the model behaves in different or unusual scenarios that are not typically presented in standard questions.

(i) **Question Understanding:** This dimension queries for commonsense knowledge that are needed to solve the question.

**G23. Inherent Premise:** Identify the underlying premise of the question.

*Identify Assumption:* Identify one hidden commonsense assumption in the question that requires the answer to be answerable.

**Original:** Kylar went to the store to buy glasses for his new apartment. One glass costs \$5, but every second glass costs only 60% of the price. Kylar wants to buy 16 glasses. How much does he need to pay for them?

**Changed:** You do not need to solve the question below, just identify one important hidden assumption that is required for the question to be answerable. Kylar went to the store to buy glasses for his new apartment. One glass costs \$5, but every second glass costs only 60% of the price. Kylar wants to buy 16 glasses. How much does he need to pay for them?

*Test Case:* List different boundary test cases that is valid for the input of the question.

**G24. Complete Missing:** Fulfill the missing information in the question by analyze how the information is structured and presented inside the question.

**G25. Missing Info:** Mask or delete an important piece of **information** and ask what additional information is needed to make the question answerable.

**Original:** John has 3 boxes. Each box is 5 inches by 6 inches by 4 inches. The walls are

1 inch thick. What is the inner volume of all 3 boxes?

**Changed:** John owns 3 boxes, each measuring 5 inches by 6 inches by 4 inches. Each box also had inner walls with certain non-zero thicknesses. Suppose you want to find out the total inner volume of all the boxes. What information is missing to calculate that?

**G26. Missing Requirement:** First mask parts of the requirements in docstring and predict the missing requirement in docstring by giving code.

**G27. Question Formulation:** Formulate the question based on its answer. *Question Formulation - (Math):* Formulate a **question** to the chain of thought **gold answer**.

**Original:** A merchant wants to make a choice of purchase between 2 purchase plans: jewelry worth \$5,000 or electronic gadgets worth \$8,000. His financial advisor speculates that the jewelry market will go up 2.5% while the electronic gadgets market will rise 1.2% within the same month. If the merchant is looking to maximize profit at the end of this month by making a choice, how much profit would this be? **Changed:** Formulate a math application **question** that requires the following **mathematical structure** (calculations):  $5000 * (2.5/100) = \$125$   $8000 * (1.2/100) = \$96$   $\$125 > \$96$  **Math Question:** Ask potential structures of math application. *Question Formulation - (Code):* Formulate a concise coding requirement by looking at the function code.

**G28. Add Misinformation:** Add a piece of distracting information that can mislead the answer. *Introduce Distraction:* Add a Potentially Distracting **information** that will not affect the answer to the question.

**Original:** A merchant wants to make a choice of purchase between 2 purchase plans: jewelry worth \$5,000 or electronic gadgets worth \$8,000. His financial advisor speculates that the jewelry market will go up 2.5% while the electronic gadgets market will rise 1.2% within the same month. If the merchant is looking to maximize profit at the end of this month by making a choice, how much profit would this be?

**Changed:** A merchant is considering a decision between the following purchase plans:

jewelry with a value of \$5,000, a trip to Europe costing \$7,000, or electronic gadgets worth \$8,000. His financial advisor predicts that the jewelry market will increase by 2.5%, the travel market will stay relatively stable with little to no change, and the electronic gadgets market will rise by 1.2% within the same month. He recently also came into an inheritance of \$20,000 that he doesn't need to use right away. If the merchant's goal is to maximize profit at the end of this month by making a purchase choice, how much profit would this be?

*Introduce Bias:* Change the python header to describe another function requirement, and change all the examples demonstrations bias towards a specific output

- (ii) **Solution Evaluation:** This dimension focuses on testing the Reasoning steps to get to the final answer and how to optimize it.

- G29. Optimize Solution:** Assess whether the current state is optimal or if improvements are necessary.

*Info Necessity:* Check If there is redundant **information** given in the question, if yes, identify the redundant information.

**Original:** John has 3 boxes. Each box is 5 inches by 6 inches by 4 inches. The walls are 1 inch thick. What is the inner volume of all 3 boxes?

**Changed:** John has 3 boxes. Each box is 5 inches by 6 inches by 4 inches. The walls are 1 inch thick. Suppose we want to find out the total inner volume of all 3 boxes. To solve this math question, is there a way to determine the total inner volume of all 3 boxes without calculating the inner volume of one box?

*Reduce Complexity:* Assess whether the complexity of the current code be further reduced.

- G30. Step Functionality:** Whether there are alternative answers that follow the constraint.

*Step Necessity:* Whether there are any alternative solutions **reasoning steps** without calculating an specific intermediate value.

**Original:** John has 3 boxes. Each box is 5 inches by 6 inches by 4 inches. The walls are 1 inch thick. What is the inner volume of all 3 boxes?

**Changed:** John has 3 boxes. Each box is 5 inches by 6 inches by 4 inches. The walls are

1 inch thick. Suppose we want to find out the total inner volume of all 3 boxes. To solve this math question, is there a way to determine the total inner volume of all 3 boxes without calculating the inner volume of one box?

*Step Necessity:* Provide one line of code inside the python function, and explain the functionality of that line of code in the context of the whole solution.

- G31. Theoretical Basis:** Identify the theory or principles in solving the question in general.

*Theoretical Basis (Math):* Identify the underlying arithmetic or algebraic rules (**toolbox**) that govern the solution to the question.

**Original:** John has 3 boxes. Each box is 5 inches by 6 inches by 4 inches. The walls are 1 inch thick. What is the inner volume of all 3 boxes?

**Changed:** John has 3 boxes. Each box is 5 inches by 6 inches by 4 inches. The walls are 1 inch thick. Assume you want to find out the total inner volume of all 3 boxes. Can you identify one underlying mathematical theory which is required to do that?

*Theoretical Basis (Code):* Request explanation on essential python concepts required to solve the question, for example, related to python objects and programming skills.

- G32. Cost Analysis:** Analyze the computational cost regarding the solution.

*Solution Efficiency:* Compare two solution plans on solving the question and evaluate which one uses less computation.

*Code Complexity:* Analyze the time complexity and space complexity of the provided code solution.

- (iii) **Spot Error:** In this dimension, deliberate errors are introduced into the question or in a provided example answer. The purpose is to see if the LLM can identify and rectify these errors. This tests the LLM's error detection capabilities, which is crucial for reliability in practical applications.

- G33. Seek Clarification:** The question requires to be clarified first before answering.

*Introduce Ambiguity:* Introduce Ambiguity to the question implicitly by changing the original **information**, so that the question cannot be solved without clarification.

**Original:** John has 3 boxes. Each box is 5 inches by 6 inches by 4 inches. The walls are 1 inch thick. What is the inner volume of all 3

boxes?

**Changed:** John has three 5x6x4 inch boxes. A particular side of each box have 1 inch thick walls. What does the total inner capacity of these boxes amount to?

*Example Requirement:* Remove the coding requirement in the docstring, instead only provide examples as a coding requirement. The provided examples will define and demonstrate the expected behavior in various scenarios.

- G34. Conditional Analysis:** Based on different possible situations of the question, the answer should separately presented.

*Discuss Separately:* Introduce new **information** containing variables or conditions that require the answer to be discussed separately based on conditions or variables.

**Original:** A merchant wants to make a choice of purchase between 2 purchase plans: jewelry worth \$5,000 or electronic gadgets worth \$8,000. His financial advisor speculates that the jewelry market will go up 2.5% while the electronic gadgets market will rise 1.2% within the same month. If the merchant is looking to maximize profit at the end of this month by making a choice, how much profit would this be?

**Changed:** A merchant wants to make a choice of purchase between 2 purchase plans: jewelry worth \$5,000 or electronic gadgets worth \$8,000. His financial advisor speculates that the jewelry market will go up x% while the electronic gadgets market will rise 1.2% within the same month. If the merchant is looking to maximize profit at the end of this month by making a choice, how much profit would this be?

*Incomplete requirement:* Left some condition unspecified in the docstring.

- G35. Conflicting Information:** Introduce a new piece of information that is conflicting with existing information. This will make the question unanswerable, so the if the LLM can spot the error without mentioning. *Introduce Contradiction:* Add a piece of contradicting **information** to the question and check if LLM can spot the problem.

**Original:** John has 3 boxes. Each box is 5 inches by 6 inches by 4 inches. The walls are 1 inch thick. What is the inner volume of all 3 boxes?

**Changed:** John has 3 boxes. Each box is 5 inches by 6 inches by 4 inches. The walls are 1 inch thick. Each box is also 8 inches in width. What is the total inner volume of all 3 boxes?

*Wrong Example:* Include an example that is conflicting with the requirement specified in the docstring.

- G36. surface Error:** Introduce an obvious error that can be spot without reasoning. *Value Uncommon:* Change the **values** so that it seems wired or unusual by commonsense knowledge standards.

**Original:** John has 3 boxes. Each box is 5 inches by 6 inches by 4 inches. The walls are 1 inch thick. What is the inner volume of all 3 boxes?

**Changed:** Can you spot anything unusual for the following question? John has 3 boxes. Each box measures 50000 miles by 60000 miles by 40000 miles. The walls of the boxes are 100 miles thick. What is the total inner volume of all 3 boxes?

*Runtime Error:* Introduce a piece of error that will cause a runtime error or syntax error in python.

- G37. Hidden Error:** Introduce a hidden error that need logical reasoning to spot. *Value Error:* Change the **values** so that the question does not make sense.

**Original:** Vicki is planning a pop concert at her high school. The show will be 2 hours. She is allowing each group 2 minutes to get on stage, 6 minutes to perform, and then 2 minutes to exit the stage. If she allows a 10-minute intermission, how many groups can perform in the concert?

**Changed:** Vicki is planning a pop concert at her high school. The show will be 2 minutes. She is allowing each group 2 hours to get on stage, 6 hours to perform, and then 2 hours to exit the stage. If she allows a 10-hour intermission, how many groups can perform in the concert?

*Value Error:* Introduce the change in the code that will cause a Value Error in python.

#### C.4 Representational Perturbation – Format Change

This dimension is inspired by metamath (Yu et al., 2023). It involves changing the **question representation** by rephrasing or restructuring the same



question in different ways while keeping the mathematical structure of the original question intact. The objective is to verify whether the LLM can still provide correct answers even when the format or presentation of the question changes. This tests the model's ability to understand the underlying concept irrespective of how it's presented. It also tests models' instruction following ability where the **answer representation** must follow a certain format.

(i) **Question Format:**

**G36. *Setting Rephrase:*** Rephrase the question in another setting. *Change Setting:* Rephrase by changing the application setting and values inside the information, while keeping the core mathematical structure intact.

**Original:** John has 3 boxes. Each box is 5 inches by 6 inches by 4 inches. The walls are 1 inch thick. What is the inner volume of all 3 boxes?

**Changed:** Maria has 4 cuboids. Each cuboid is 7 feet by 9 feet by 6 feet. The walls are 2 feet thick. What is the total volume of all the cuboids?

*Realworld Usecase:* Frame the requirement in docstring into a problem that will happen in a realworld scenario.

**G37. *Change Sequence:*** Change the order of the information and names of the variables that is originally presented in the question.

*Change Sequence:* Change the sequence of information given in the question without affecting the solvability of the question.

**Original:** John has 3 boxes. Each box is 5 inches by 6 inches by 4 inches. The walls are 1 inch thick. What is the inner volume of all 3 boxes?

**Changed:** The walls of John's boxes are 1 inch thick. Each of these boxes measures 5 inches by 6 inches by 4 inches. John has 3 boxes. What is the total inner volume of all 3 boxes?

*Parameter Sequence:* Change the sequence of the input parameter and change the input parameter names.

**G38. *Close Format:*** Rewrite the sentence as a closed-format question that evaluates the correctness of possible answers.

*True False:* Evaluate a potentially misleading answer and check the correctness of the answer.

**Original:** A merchant wants to make a choice of purchase between 2 purchase plans: jewelry worth \$5,000 or electronic gadgets worth \$8,000. His financial advisor speculates that the jewelry market will go up 2.5% while the electronic gadgets market will rise 1.2% within the same month. If the merchant is looking to maximize profit at the end of this month by making a choice, how much profit would this be?

**Changed:** A merchant wants to make a choice of purchase between 2 purchase plans: jewelry worth \$5,000 or electronic gadgets worth \$8,000. His financial advisor speculates that the jewelry market will go up 2.5% while the electronic gadgets market will rise 1.2% within the same month. If the merchant is looking to maximize profit at the end of this month by making a choice, how much profit would this be? Evaluate the correctness of this answer with respect to the above question: \$96.

*True False:* Check if a given code answer can solve the requirement in docstring.

**G39. *Data Restructuring:*** Change the layout, organization of the data presented in the question. *Value Structuring:* Arrange the variables inside the question in a tabular format.

**Original:** John has 3 boxes. Each box is 5 inches by 6 inches by 4 inches. The walls are 1 inch thick. What is the inner volume of all 3 boxes?

**Changed:**

Variable	Value
a	3
b	5
c	6
d	4
e	1

John has 'a' boxes. Each box is 'b' inches by 'c' inches by 'd' inches in dimensions. The walls are 'e' inch thick. What is the total inner volume of all the 'a' boxes?

*Complex Docstring:* Elaborate the documentation string by exhaustively detailing more conditional pathway within the code.

**G40. *Identical Problem:*** Check if the two question or code are identical in describing or solving the same problem.

**Original:** A merchant wants to make a choice

of purchase between 2 purchase plans: jewelry worth \$5,000 or electronic gadgets worth \$8,000. His financial advisor speculates that the jewelry market will go up 2.5% while the electronic gadgets market will rise 1.2% within the same month. If the merchant is looking to maximize profit at the end of this month by making a choice, how much profit would this be?

**Changed:** Question 1: A merchant wants to make a choice of purchase between 2 purchase plans: jewelry worth \$5,000 or electronic gadgets worth \$8,000. His financial advisor speculates that the jewelry market will go up 2.5% while the electronic gadgets market will rise 1.2% within the same month. If the merchant is looking to maximize profit at the end of this month by making a choice, how much profit would this be? Question 2: An investor is unsure of which investment to make: gold valued at \$10,000 or stocks valued at \$15,000. His financial consultant predicts that the gold market will inflate by 3.5% while the stock market will increase by 2.2% over the next quarter. If the investor wants to achieve the highest return on his investment at the end of this quarter, how much would his initial investment be? Does Question 1 and Question 2 require identical steps to answer?

(ii) **Answer Format:** This involves perturbing the question to examine how the LLM handles extreme or corner cases. In the context of mathematics, this might mean transforming numbers into more complex forms that require advanced computations. In coding, it could involve adjusting example inputs to extreme or unusual values to see if the LLM can still generate correct and efficient code. This tests the LLM's ability to handle situations that are at the edges of normal operational parameters.

**G41. Reasoning Format:** The format for the final answer should be converted in a certain way.

*Binary Coded:* Answer the final question in base-n.

**Original:** John has 3 boxes. Each box is 5 inches by 6 inches by 4 inches. The walls are 1 inch thick. What is the inner volume of all 3 boxes?

**Changed:** Answer the following question with only base-2 coded values. Question: John has 3 boxes. Each box is 5 inches by 6 inches by 4 inches. The walls are 1 inch

thick. What is the total inner volume of all 3 boxes?

*Simple Name:* The generated code should only have variables names in a certain format.

**G42. Reasoning Style:** The reasoning steps should be performed in a certain style.

*X Language (Math):* Give the answer in certain language from Spanish, Chinese, Bengali, English, French

**Original:** John has 3 boxes. Each box is 5 inches by 6 inches by 4 inches. The walls are 1 inch thick. What is the inner volume of all 3 boxes?

**Changed:** Answer the following question with only Chinese language, because I do not understand English. Question: John has 3 boxes. Each box is 5 inches by 6 inches by 4 inches. The walls are 1 inch thick. What is the total inner volume of all 3 boxes?

*X Language (Code):* Give the code answer in another coding language.

**G43. Alternative Answer:** Find the alternative solutions to existing solution. *Alternative Answer (Math)* : Give an alternative solution that is different from the standard **reasoning steps**, but arrives at the same correct final answer.

**Original:** John has 3 boxes. Each box is 5 inches by 6 inches by 4 inches. The walls are 1 inch thick. What is the inner volume of all 3 boxes?

**Changed:** Give an different step-by-step solution to calculate the answer to the following question. Make sure the solution is different from the solution below. Question: John has 3 boxes. Each box is 5 inches by 6 inches by 4 inches. The walls are 1 inch thick. What is the total inner volume of all 3 boxes? Solution: The walls subtract a  $(1 + 1) = 2$  inches from each dimension. So, each box has a reduced width of  $(5 - 2) = 3$  inches, reduced length of  $(6 - 2) = 4$  inches and reduced height of  $(4 - 2) = 2$  inches. So the inner volume of each box is  $3 * 4 * 2 = 24$  cubic inches. The total inner volume of 3 boxes are  $3 * 24 = 72$  cubic inches. Alternative Step by Step Solution: *Alternative Answer (Code):* Find an alternative solution to existing coding solution.

**G44. New Rule:** Integrate a new rule into the original question that requires the solution follow the new rule. This type tests the model's ability to adapt to new rules and knowledge and use it inside the solution.

*Define Rules:* Define a new mathematical rule that will change how the **toolbox** (common-sense knowledge) is applied during calculation.

**Original:** John has 3 boxes. Each box is 5 inches by 6 inches by 4 inches. The walls are 1 inch thick. What is the inner volume of all 3 boxes?

**Changed:** In a parallel universe, John has 3 boxes. Each box has peculiar dimensions: 5 quarks by 6 quarks by 4 quarks with walls that are 1 quark thick. In this universe, the total inner volume of a box is calculated by using the Illusory Volume operation, represented as IV. The IV operation is defined as: (length \* width \* height) - (number\_of\_walls \* thickness\_of\_each\_wall). What is the total inner volume of all 3 boxes?

*No Keyword:* The solution should not use a specific python keyword. For example, “for” or “while”.

Overall, these dimensions in the “change format” Domain are designed to challenge the LLMs in ways that reveal their limitations and strengths in maintaining accuracy and functionality under modified or challenging conditions.

## D Original Questions from GSM8K

The following selected questions are from the GSM8K dataset, specifically chosen for their variations in complexity. Each of the five questions requires between 3 to 7 steps to solve, illustrating the range of reasoning complexity present in the GSM8K dataset. These questions span a wide array of everyday topics that involve the application of mathematical principles, including physical dimensions, profit maximization, purchasing decisions, time management, and solving multi-variable equations. Those 5 questions demands diversity of mathematical problem-solving skills in different situations.

**Question 1:** A merchant wants to make a choice of purchase between 2 purchase plans: jewelry worth \$5,000 or electronic gadgets worth \$8,000. His financial advisor speculates that the jewelry market will go up 2.5% while the electronic gadgets market will rise 1.2% within the same month. If the merchant is looking to maximize profit at the end of this month by making a choice, how much profit

would this be?

**Answer:** If he purchases jewelry, he will make a profit of 2.5% which is  $5000 * (2.5/100) = 125$ . If he purchases electronic gadgets, he will make a profit of 1.2% which is  $8000 * (1.2/100) = 96$ . If he wants to maximize profit, since  $125 > 96$ , he will choose to purchase jewelry, thereby making a profit of 125

**Question 2:** John has 3 boxes. Each box is 5 inches by 6 inches by 4 inches. The walls are 1 inch thick. What is the total inner volume of all 3 boxes?

**Answer:** The walls subtract  $2 * 1 = 2$  inches from each dimension. So each box has  $5 - 2 = 3$  inch width It also has a  $6 - 2 = 4$  inch height. Finally, it has a  $4 - 2 = 2$  inch depth. So the inner volume of one box is  $4 * 3 * 2 = 24$  cubic inches. So in total the inner volume of the 3 boxes is  $3 * 24 = 72$  cubic inches

**Question 3:** Kylar went to the store to buy glasses for his new apartment. One glass costs \$5, but every second glass costs only 60% of the price. Kylar wants to buy 16 glasses. How much does he need to pay for them?

**Answer:** The discount price of one glass is  $60/100 * 5 = 3$ . If every second glass is cheaper, that means Kylar is going to buy  $16 / 2 = 8$  cheaper glasses. So for the cheaper glasses, Kylar is going to pay  $8 * 3 = 24$ . And for the regular-priced glasses, Kylar will pay  $8 * 5 = 40$ . So in total Kylar needs to pay  $24 + 40 = 64$  for the glasses he wants to buy.

**Question 4:** Vicki is planning a pop concert at her high school. The show will be 2 hours. She is allowing each group 2 minutes to get on stage, 6 minutes to perform, and then 2 minutes to exit the stage. If she allows a 10-minute intermission, how many groups can perform in the concert?

**Answer:** First, we should convert the 2 hours of showtime into minutes for our

calculations. Since there are 60 minutes in 1 hour, the show will be  $2 \times 60 = 120$  minutes. Of those 120 minutes, 10 will be used for intermission, so  $120 - 10 = 110$  minutes for performances. Each group will use 2 minutes to get on stage + 6 minutes to perform + 2 minutes to exit the stage = 10 minutes of show time. Of the 110 minutes of performances, 10 are used per group, so  $110 \text{ minutes} / 10 = 11$  groups can perform.

**Question 5:** Together Lily, David, and Bodhi collected 43 insects. Lily found 7 more than David. David found half of what Bodhi found. How many insects did Lily find?

**Answer:** Let  $B$  = the number of insects Bodhi collected.  $David = B/2$ ,  $Lily = B/2 + 7$ .  $B + B/2 + 7 = 43$ . Simplify:  $2B = 36$ . Simplify  $B = 18$  insects.  $David = 18/2 = 9$  insects.  $Lily = 9 + 7 = 16$  insects. Lily found 16 insects.

## E Original Questions from HumanEval

The following selected questions are from the HumanEval dataset, specifically chosen for their variations in complexity. Each of the five questions requires different number of lines code to solve, illustrating the range of reasoning complexity present in the HumanEval dataset. These questions includes basic programming concepts such as string manipulation, list indexing, classic algorithm, math problem and state conditions. Those 5 questions demands diversity of programming skills and concepts in different situations.

### Question 1

```
1 def flip_case(string: str) -> str:
2
3     """For a given string, flip
4     lowercase characters to uppercase
5     and uppercase to lowercase.
6
7     >>> flip_case('Hello')
8     'hELLO'
9     """
10    return string.swapcase()
```

### Question 2

```
1 def greatest_common_divisor(a: int, b:
2     int) -> int:
3
4     """ Return a greatest common divisor
5     of two integers a and b
6
7     >>> greatest_common_divisor(3, 5)
8     1
```

```
7 >>> greatest_common_divisor(25, 15)
8 5
9 """
10
11 while b:
12     a, b = b, a \% b
13 return abs(a)
```

### Question 3

```
1 def derivative(xs: list):
2
3     """ xs represent coefficients of a
4     polynomial.
5     xs[0] + xs[1] * x + xs[2] * x^2 +
6     ....
7     Return derivative of this polynomial
8     in the same form.
9
10    >>> derivative([3, 1, 2, 4, 5])
11    [1, 4, 12, 20]
12    >>> derivative([1, 2, 3])
13    [2, 6]
14    """
15
16    if len(xs) == 1: return [0]
17    if len(xs) == 0: return []
18    return [(i * x) for i, x in
19            enumerate(xs)][1:]
```

### Question 4

```
1 def sum_squares(lst):
2
3     """
4     This function will take a list of
5     integers. For all entries in the
6     list, the function shall square the
7     integer entry if its index is a
8     multiple of 3 and will cube the
9     integer entry if its index is a
10    multiple of 4 and not a multiple of
11    3. The function will not
12    change the entries in the list whose
13    indexes are not a multiple of 3 or
14    4. The function shall then return
15    the sum of all entries.
16
17    Examples:
18    For lst = [1,2,3] the output should
19    be 6
20    For lst = [] the output should be 0
21    For lst = [-1,-5,2,-1,-5] the
22    output should be -126
23    """
24
25    result = []
26    for i in range(len(lst)):
27        if i \% 3 == 0:
28            result.append(lst[i]**2)
29        elif i \% 4 == 0 and i \% 3 != 0:
30            result.append(lst[i]**3)
31        else:
32            result.append(lst[i])
33    return sum(result)
```

### Question 5

```
1 def is_nested(string):
2
3     """
```



```

4      Create a function that takes a
      string as input which contains only
      square brackets.
5      The function should return True if
      and only if there is a valid
      subsequence of brackets
6      where at least one bracket in the
      subsequence is nested.
7      Examples:
8      [[]] output: True
9      [][] output: False
10     [] output: False
11     [[]] output: True
12     [][][] output: True
13     ""
14
15     stack = []
16     depth = 0
17     for i, char in enumerate(string):
18         if char == '[':
19             stack.append('[')
20             if depth > 0:
21                 depth -= 1
22         elif char == ']':
23             if len(stack) > 0:
24                 stack.pop()
25                 depth += 1
26             if depth >= 2:
27                 return True
28             if len(stack) == 0:
29                 depth = 0
30     return False

```

**Performance across Question Difficulty.** In our experimentation with various LLMs, we consistently employed the Chain of Thought (CoT) methodology to derive the ultimate answer. This prompts a natural inquiry: *Does the performance of LLMs exhibit any correlation with the number of steps needed to arrive at the final answer?* Surprisingly, in our extensive experiments (as illustrated in Figure 4), we did not discern any definitive correlation or discernible trend. Instead, performance appears to diminish based on the inherent difficulty of the original question in GSM8K. Put differently, if an LLM fails to provide an accurate response to the initial question, its performance similarly falters when confronted with perturbed questions.

## F Summary of Ontology

The summary of our proposed ontological categories is shown in Table 1.

## G Evaluation Details

We used separate prompt templates for open source and close source models because close source models sometimes give the final answer directly and omit reasoning steps even if prompted with "Let's think step by step". To ensure the model performs

Chain of Thought Reasoning, we use the following prompt template for GPT-4, GPT-3.5, and Gemini to generate the answer:

Solve the question step by step before giving the final answer. Do not directly give the final answer.

**Question**

**Reasoning Step:**

For Metamath, CodeLlama and Llama2-Chat, we use the following:

Below is an instruction that describes a task. Write a response that appropriately completes the request.

### Instruction: **Question**

### Response: Let's think step by step.

The temperature of GPT-4 and GPT-3.5 was set to 0.7 (the default setting in OpenAI playground) for *Concept Analysis question* and 0.1 for *Logic Alteration questions and Format Change questions*. Similarly, the temperature for Llama, ChatGPT, and Gemini were set to 0.8 and 0.1 for *Concept Analysis and Logic Alteration questions and Format Change questions*, respectively.

## H Experiment Details

Prompt to incorporate original answer:

Given the original question and its answer, Solve the question that is a perturbed variant of the original question. Solve the #perturbed question# step by step before giving the final answer. Do not directly give the final answer.

#Original Question#: **original question**

#Original Answer#: **original answer**

#Perturbed Question#: **perturbed question**

**Self Consistency Prompting:** We randomly picked one question answer pair in the same category from our maths dataset MORE and prepend it to the front of the perturbed question as a one shot demonstration. Then we use the below prompt template for Self Consistency prompting. We sample the generation three times and get the final answer by majority voting. In case of tie, we randomly pick an answer.

Given the oneshot demonstration of a question and its final answer, Solve the #question# step by step before giving the final answer. Do not directly give the final answer.

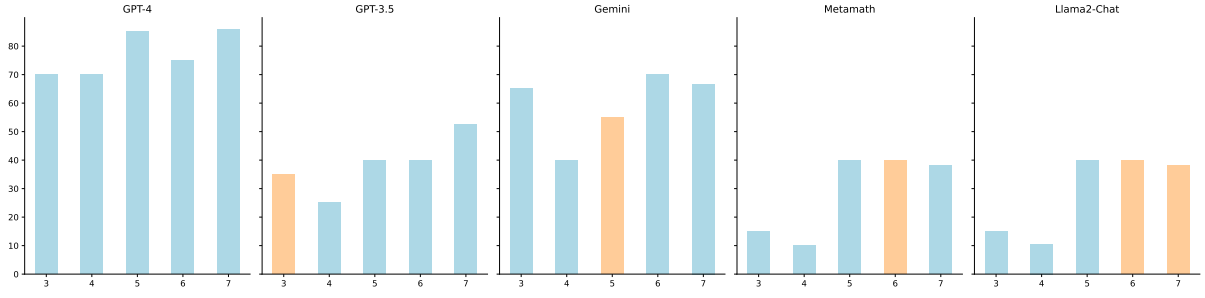


Figure 4: Model performance for each question. The blue color indicates the model predicted correctly for the original question, and orange means the opposite. ‘3’, ‘4’, ‘5’, ‘7’, ‘8’ stands for the number of steps in the gold answer for the perturbed question.

#Demonstration Question#: **demonstration question**  
 #Demonstration Final Answer#: **demonstration answer**

#Question#: **question** Reasoning Step:  
 [Reasoning Steps] Final answer: [Final answer]

**Program of Thought Prompting:** We use the following prompt template for the program of thought experiments:

Instruction: You are an experienced professional skilled in using python programs to solve math related problems. Solve the question below using python programs, You will only write code blocks.

Problem: **Question**

## I Detailed Results

The detailed results across the perturbation categories for all the models are illustrated in Tables 5 and 6.

## J Inclusivity of skill set

**Dependence between Perturbation Types.** In our ontology, some specialized perturbation types, which we refer to as *Enhanced types*, require skill in solving some other primary perturbation types which we call *Primary types*. For instance, consider the process of solving perturbed questions generated as outlined in ?? The initial step for the model involves identifying the value of an unknown variable from its answer. Subsequently, the model calculates how this value alters the final answer. This initial step demands skills similar to those described in G21. Consequently, we anticipate that

enhanced perturbation types will be challenging to answer. Following Table 7, across all models, *primary types* exhibit higher overall performance as compared to *enhanced types*. Furthermore, it is observed that open-source models do not experience as significant a performance drop as closed-source models when handling enhanced types. This can be attributed to the fact that open-source models already demonstrate near-zero performance in answering primary type questions. Therefore, their inability to answer enhanced questions does not result in a notable decrease in performance.

1. Primary: Variable Scaling, Enhanced: Variable Adaptation: "In Variable Scaling, a specific value in a mathematical question is changed, affecting the final answer. Conversely, Variable Adaptation involves adjusting a single value when the final answer changes, while other values remain constant. The enhanced type (Variable Adaptation) is essentially the inverse process of the primary type (Variable Scaling)."
2. Primary: Variable Response, Enhanced: Variable Relation: "Variable Response entails expressing the final answer as a mathematical expression with one variable. In contrast, Variable Relation involves identifying the expression of the final answer as an equation of two variables, then equating it with a given number."
3. Primary: Variable Response, Enhanced: Variable Scaling: "While Variable Response focuses on expressing the final answer as a mathematical expression with one variable, Variable Scaling extends this concept by expressing the final answer in terms of the changes in multiple variables."

Dimension	Category	GPT-4	GPT-3.5	Gemini	Metamath	Llama2-Chat
Original		5	4	4	4	3
Question Simplification	Remove Constraint	5	5	5	5	4
	Partial Solution	5	3	3	3	2
	Solution Plan	5	4	5	2	4
	Detail Expansion	5	3	5	4	0
Reasoning Adjustment	Add Restriction	3	1	2	1	0
	Subsequent Question	4	1	3	0	0
	Concurrent Question	4	2	4	1	1
	Change Question	5	2	3	1	1
	Info Recombination	4	1	3	0	1
	Domain Knowledge	4	2	4	2	2
	Complex Reality	3	0	1	1	0
	General Solution	5	2	0	0	0
Computation Adjustment	Computation Demand	4	2	4	1	0
	Change Value	1	1	1	1	0
	Change Operation	5	3	4	1	2
Symbolic Manipulation	Symbolic Response	4	3	3	0	0
	Value Relationship	3	1	2	0	0
	Variable Group	3	1	2	0	0
	Backward Reasoning	2	1	1	1	0
	WhatIf	3	1	0	1	0
	Solve Value	5	2	4	1	0
	Identify Range	1	0	1	1	2
Question Understanding	Inherent Premise	5	2	2	0	1
	Complete Missing	5	4	5	2	4
	Question Formulation	3	1	2	1	1
	Add Misinformation	4	4	3	3	1
Solution Evaluation	Optimize Solution	3	3	2	2	4
	Step Functionality	1	0	0	0	2
	Theoretical Basis	4	4	1	2	4
	Cost Analysis	5	2	1	1	2
Error Debugging	Seek Clarification	1	2	1	0	0
	Conditional Analysis	3	0	2	0	0
	Conflicting Information	2	0	1	0	0
	Surface Error	4	1	0	1	1
	Hidden Error	2	0	0	0	0
Alternative Format	Setting Rephrase	4	3	2	4	1
	Change Sequence	5	2	3	3	0
	Close Format	4	2	4	0	0
	Data Restructuring	5	0	2	0	0
Pairwise Comparison	Identical Problem	3	2	1	4	3
Answer Constraint	Reasoning Format	4	0	2	0	0
	Reasoning Style	4	0	2	0	0
	Alternative Answer	2	0	0	2	0
	New Rule	3	1	2	2	1

Table 5: Number of examples correctly predicted by each model on MORE. There are a total of 5 questions for each category except "Change Value", which only has 2 questions.

4. Primary: Variable Response, Enhanced: Variable Range: "Variable Response involves expressing the final answer with one value sub-

stituted by a variable. Variable Range, however, goes further by expressing an intermediate variable in a similar manner, determining

Dimension	Category	GPT-4	ChatGPT	Gemini	CodeLlama	Llama2-Chat
Original		4	4	4	3	3
Question Simplification	Remove Constraint	4	4	4	4	2
	Partial Solution	5	3	4	5	2
	Solution Plan	5	4	4	3	2
	Detail Expansion	4	3	4	4	3
Reasoning Adjustment	Add Restriction	0	0	2	2	0
	Subsequent Question	2	2	1	1	3
	Concurrent Question	3	1	0	2	0
	Change Question	2	2	2	2	1
	Info Recombination	2	1	1	1	0
	Domain Knowledge	3	4	3	4	0
	Complex Reality	3	2	3	3	0
	General Solution	0	2	1	1	1
Computation Adjustment	Computation Demand	1	1	2	2	1
	Change Value	2	1	1	2	1
	Change Operation	4	4	5	2	3
Symbolic Manipulation	Symbolic Response	4	3	1	2	1
	Value Relationship	1	1	1	1	0
	Variable Group	3	1	1	0	1
	Backward Reasoning	2	2	3	1	0
	WhatIf	3	1	0	0	0
	Solve Value	1	1	0	0	0
	Identify Range	3	1	2	0	2
Question Understanding	Inherent Premise	2	3	2	1	1
	Complete Missing	3	1	3	1	2
	Question Formulation	4	4	4	2	3
	Add Misinformation	4	4	4	3	4
Solution Evaluation	Optimize Solution	2	2	3	2	2
	Step Functionality	5	5	4	2	2
	Theoretical Basis	5	3	4	0	4
	Cost Analysis	4	5	4	3	2
Error Debugging	Seek Clarification	2	2	2	3	0
	Conditional Analysis	1	1	1	0	0
	Conflicting Information	1	0	0	0	0
	Surface Error	4	4	4	2	1
	Hidden Error	3	3	4	2	1
Alternative Format	Setting Rephrase	3	2	2	1	3
	Change Sequence	4	3	2	3	1
	Close Format	3	1	2	2	0
	Data Restructuring	3	4	3	2	1
Pairwise Comparison	Identical Problem	2	2	2	0	2
Answer Constraint	Reasoning Format	2	2	2	2	1
	Reasoning Style	3	2	2	3	1
	Alternative Answer	3	3	2	2	0
	New Rule	3	2	1	1	2

Table 6: Number of examples correctly predicted by each model on CORE. There are a total of 5 questions for each category.

its range through an inequality, and solving this inequality."

5. Primary: Solve X, Enhanced: WhatIf Ques-

tion: "Solve X is about solving for an intermediate value based on the final answer. The WhatIf Question type builds on this by first determining the intermediate value and then

Domain	Enhanced Type	Primary Type	GPT-4	GPT-3.5	Gemini	Metamath	Llama2-Chat
Logic Alteration	Variable Adaptation	Variable Scaling	20	0	20	-20	0
	Variable Relation	Variable Response	20	40	40	0	0
	Variable Scaling	Variable Response	20	40	20	0	0
	Variable Range	Variable Response	60	60	40	-20	-40
	WhatIf Question	Solve X	40	20	80	0	0
	Solution Plan	Detail Elaboration	0	20	0	-40	80
Concept Analysis	Introduce Ambiguity	Discuss Separately	40	-40	20	0	0
	Info Necessity	Introduce Distraction	20	20	20	20	-60
	Introduce Contradiction	Info Necessity	20	60	20	40	80
	Step Necessity	Alternative Answer	20	0	0	40	-40
	Value Error	Introduce Contradiction	0	0	20	0	0
Average			25.45	16.36	30.91	0	12.73

Table 7: Performance drop in Enhanced vs. Primary Type questions on MORE. The value equals (accuracy of Primary - accuracy of Enhanced), so positive entries indicate higher performance for Primary Type questions.

performing additional calculations based on these variables."

6. Primary: Detail Elaboration, Enhanced: Solution Plan: "Detail Elaboration involves uncovering the hidden assumptions within a question. Solution Plan expands on this by not only identifying these assumptions but also outlining a detailed plan for solving the question."
7. Primary: Discuss Separately, Enhanced: Introduce Ambiguity: "Introduce Ambiguity requires recognizing multiple solution possibilities based on different conditions and then discussing each possibility separately, as in Discuss Separately."
8. Primary: Introduce Distraction, Enhanced: Info Necessity: "Introduce Distraction focuses on ignoring redundant information in a problem. Info Necessity, on the other hand, involves identifying all the information that is unnecessary or redundant."
9. Primary: Info Necessity, Enhanced: Introduce Contradiction: "Info Necessity is about discerning redundant information in a question. Introduce Contradiction takes this further by identifying redundant information that contradicts existing data and checking if this inconsistency is recognized."
10. Primary: Alternative Answer, Enhanced: Step Necessity: "Alternative Answer involves suggesting a different solution to a problem. Step Necessity examines whether calculating the value of an intermediate variable is crucial in all possible solutions."

11. Primary: Introduce Contradiction, Enhanced: Value Error: "Introduce Contradiction involves adding information that explicitly contradicts existing data in a question. Value Error subtly introduces a contradiction by altering a variable's value, leading to a common-sense error in the resulting calculation."